


CITY OF DOVER FY2010 PROPOSED BUDGET

Presented to the City Council by
City Manager J. Michael Joyal, Jr.
on April 8, 2010




The Municipal Budget

- Policy Document
 - Reflects Priorities
 - Basis for Accountability
 - Establishes Legal Spending Authority
- Financial Plan
 - Establishes Funding Requirements
 - Allocates Available Resources
- Operational Guide
- Communication Tool




The Budget Document

- Budget Summaries
- Budget Analysis
- Economic & Budget Data
- Appropriations Detail
- Debt & CIP Information
- Organizational Background



A Citizen's Budget Guide

- Abbreviated budget information
- Where the money comes from
- Where the money goes
- Descriptions of functional areas
- Overall budget comparisons
- Key Statistics



Approach to Budget Development

- Citizen feedback & public comments
- Council guidance and Master Plan
- Required legal and contractual obligations
- Prioritize municipal services and programs
- Built from ground up – zero baseline



Budget Development Issues

- Economy and local impact
- Downshifting of costs
 - Unresolved State budget crisis
 - Federal mandates



FY2010 Proposed Budget

Fund Type	Proposed	\$ Change	% Change
General Fund	\$83,777,210	\$3,829,149	4.8%*
Special Revenue Funds	11,821,165	2,029,193	20.7%**
Proprietary Funds	11,471,927	119,827	1.1%*
Total	\$107,070,302	\$5,978,169	5.9%


*reflects addition of Arena operations to General Fund

**reflects addition of Education grants to Special Revenue



Resulting FY2010 Budget Adjustments

- Revenue
 - Investment income reduction
 - Fee & service charge adjustments
 - Non-resident fee increases
 - Declining SAFER fire staffing grant
 - Increase in construction debris disposal
 - Unresolved State of NH revenue sharing



Resulting FY2010 Budget Adjustments

- Expense
 - Wage freeze - All City Employees
 - Increase co-pays - All City Employees
 - Voluntary pay reductions
 - Hours reductions
 - Combine/consolidate positions
 - 6 FTE Position Reductions/Eliminations



Resulting FY2010 Budget Adjustments

- Remove 2 Police Officers
 - Eliminates downtown liaison officers 10/1/09
- Reduce Planner
 - Reassign as Parking and Transportation Coordinator
- Reduce Plumbing Inspector
 - Full to part time status
- Reduce 1 Secretary
 - Redistribute to existing clerical staff



Resulting FY2010 Budget Adjustments

- Eliminate CSD supervisors & restructure
 - Deputy Director of Community Services
 - Supt of Facilities, Grounds & Cemetery
 - Supt of Public Works & Utilities
- Eliminate Rec supervisors & restructure
 - Assistant Director of Recreation
 - Aquatic Facilities Manager
 - Arena Program and Marketing Supervisor



Resulting FY2010 Budget Adjustments

- Reduce 1 Custodian
 - Full to part time status
- Reduce hours of other positions
 - Full and part-time administrative positions
 - City Hall hours to 4 day schedule
 - Library hours reduced further by 9 hrs/week
 - Recreation facilities varying hours reductions
 - Recycling Center reduced 1 day during weekdays



Resulting FY2010 Budget Adjustments

- Capital Outlay and Debt Service
 - Street maintenance
 - Capital reserve
 - Police vehicles
 - Heavy equipment
 - Building improvements
 - Defer/remove \$1.5 m bond authorized/unissued




Resulting FY2010 Budget Adjustments

- Additional Expense
 - Expense for EPA storm water - permit compliance
 - Snow removal (5yr average)
 - Contractual increases waste disposal
 - Maint & utilities for Armory and Northend Fire Station



Resulting FY2010 Budget Adjustments

- Other Specific Activities/Program Reductions
 - Reduce Main Street grant
 - Eliminate Cochecho Arts Festival subsidy
 - Seek sponsors/donations for 2010 fireworks
 - Reductions in travel, conference and food



Resulting FY2010 Budget Adjustments

- Budget Organizational/Presentation Changes
 - McConnell Center rents and subsidy
 - Consolidated City Clerk/Tax Collection Cost Center
 - Arena revenue and expense skewing General Fund



FY2010 General Fund

Estimated Revenue




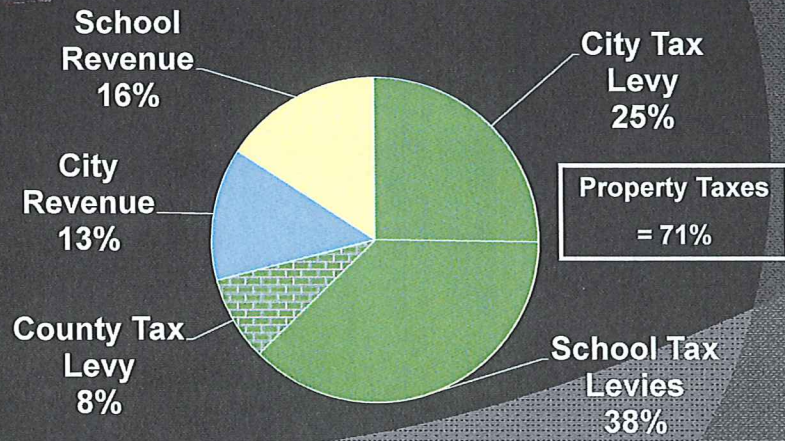
Tax Cap Calculation

FY2009 Actual Tax Levy	\$57,653,992
Calendar Year 2008 CPI-U Average	3.8%
Sub-total	<u>\$2,190,852</u>
Net Taxable New Construct/Demo Value	\$20,000,000
FY2009 Actual Tax Rate	\$21.10
Sub-total	<u>\$422,000</u>
Max Increase Allowed for Total FY2010 Property Tax Levy	<u>\$2,612,852</u>



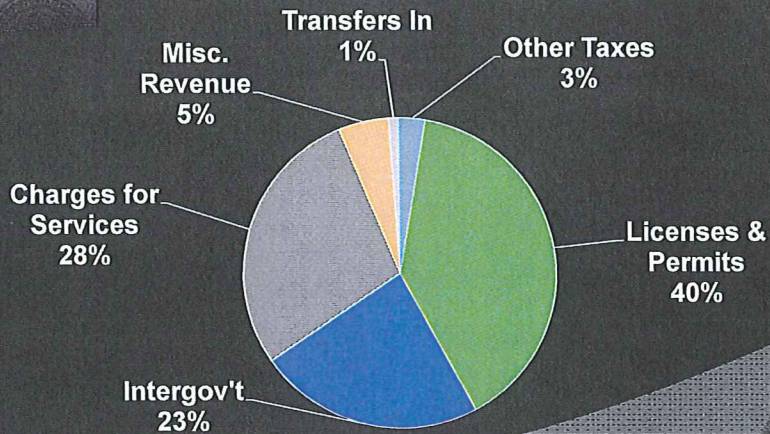
General Fund Revenue

Total Estimated Revenue \$83,777,210



General Fund Revenue

City Non-Property Tax Revenue \$11,077,282





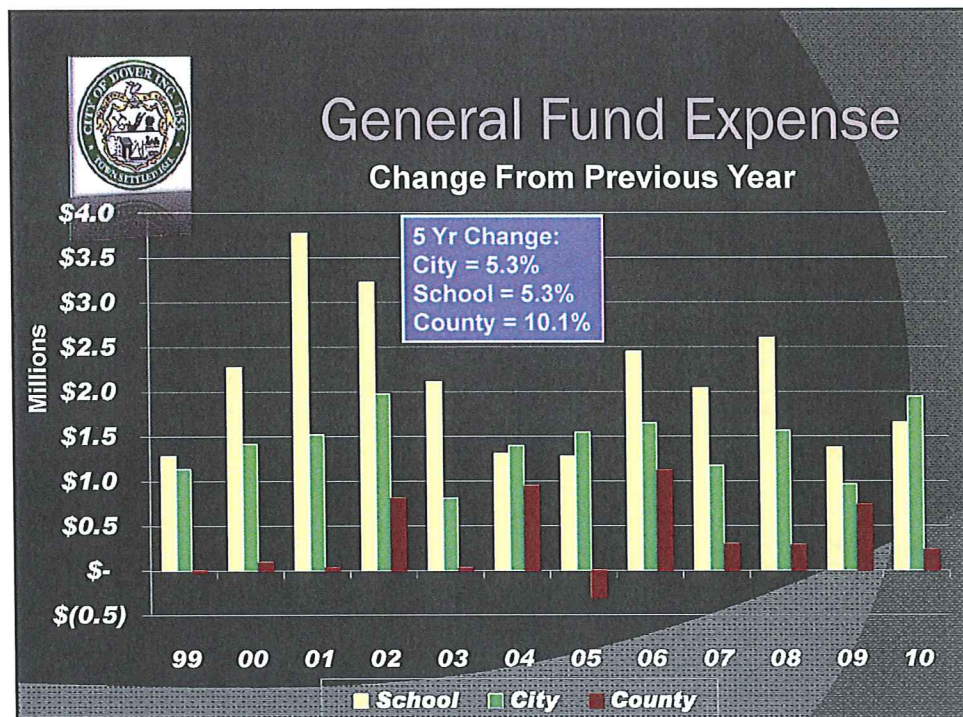
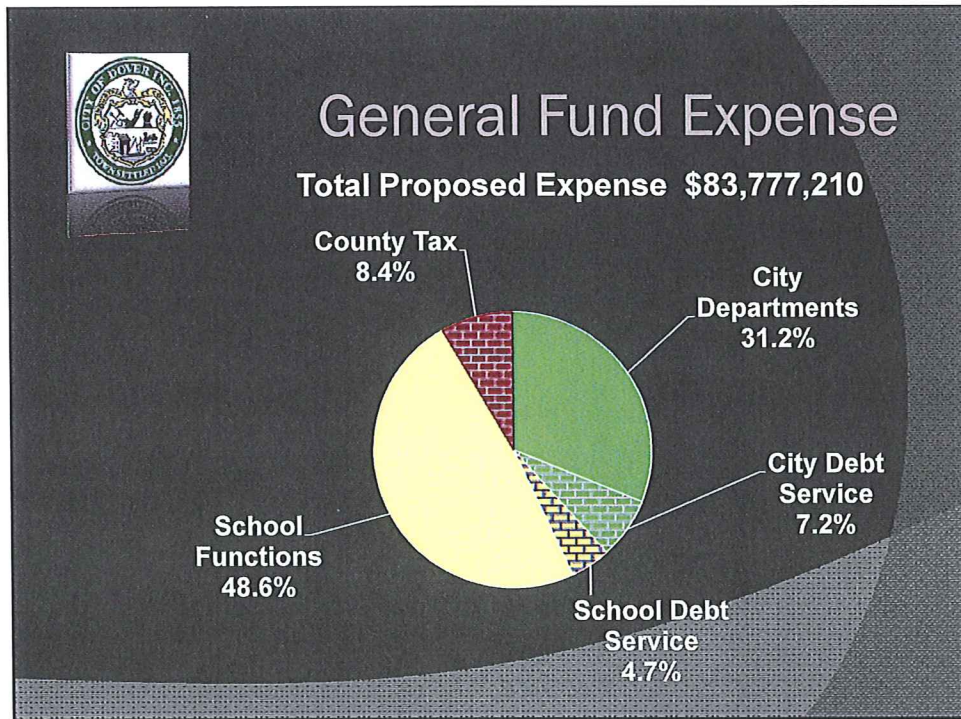
General Fund Revenue

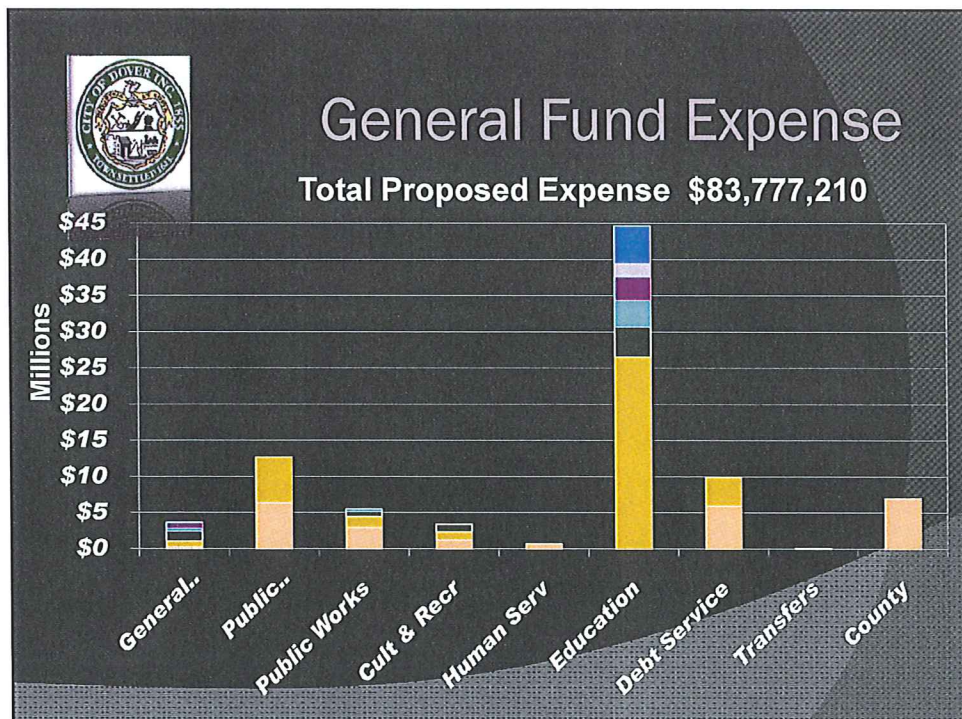
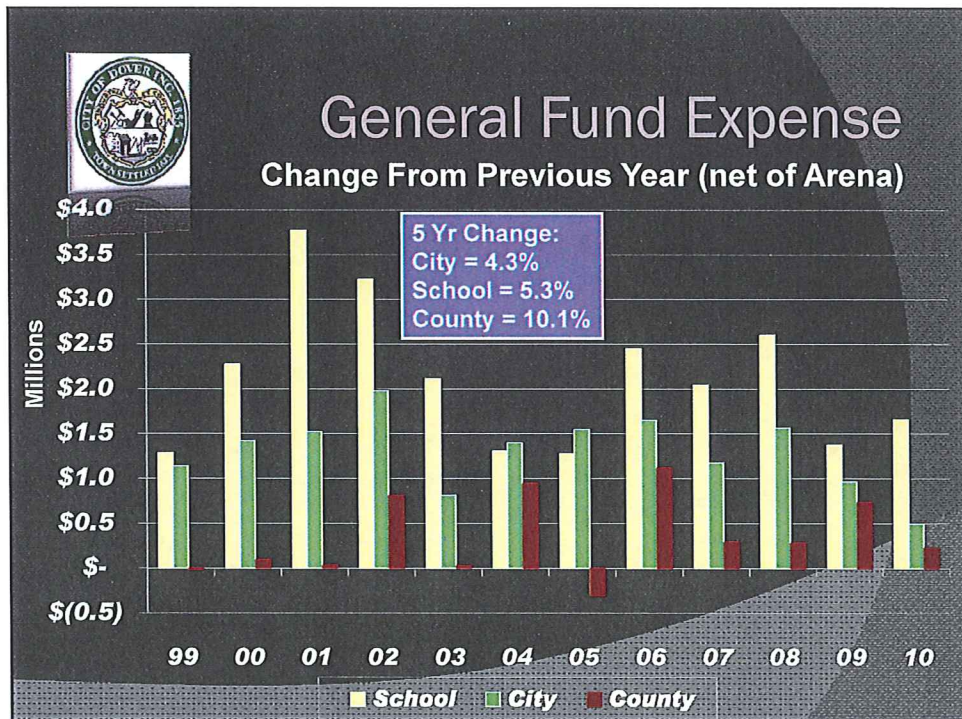
	\$ Amount	\$ Change	% Change
Other Taxes	\$298,010	\$16,000	5.7%
Licenses & Permits	4,365,000	(102,223)	(2.3%)
Intergovernmental	2,589,728	(4,557)	(0.2%)
Charges for Services	3,131,457	1,745,922	126.0%
Misc. Revenue	575,163	(549,965)	(48.9%)
Transfers In	117,924	67,924	135.8%
Total	\$11,077,282	\$1,173,101	11.8%



FY2010 General Fund

Proposed Expense







General Fund Expense

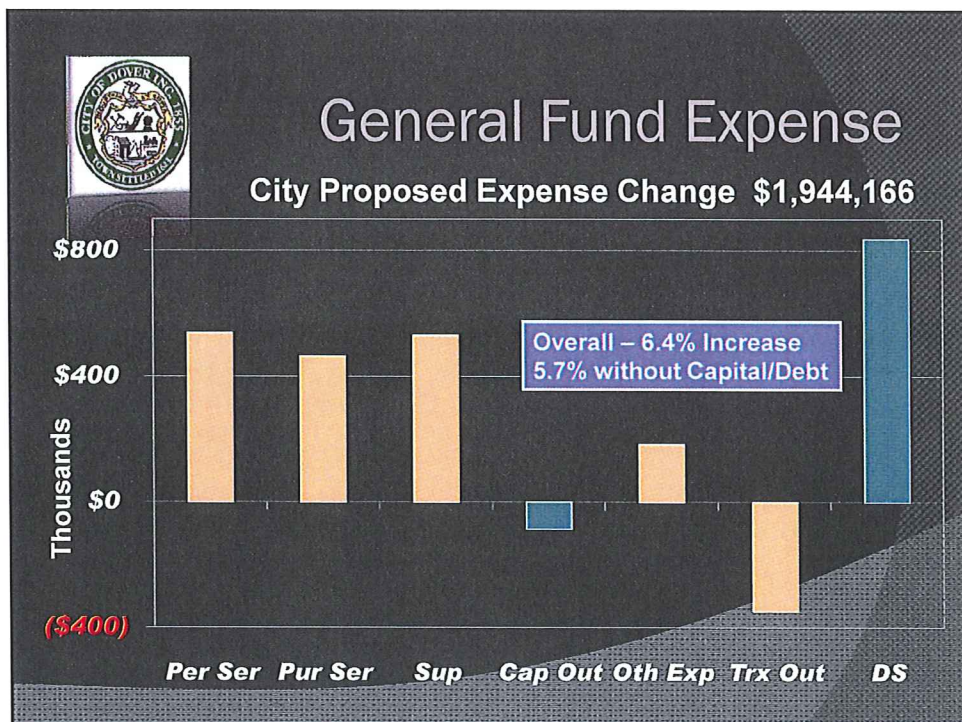
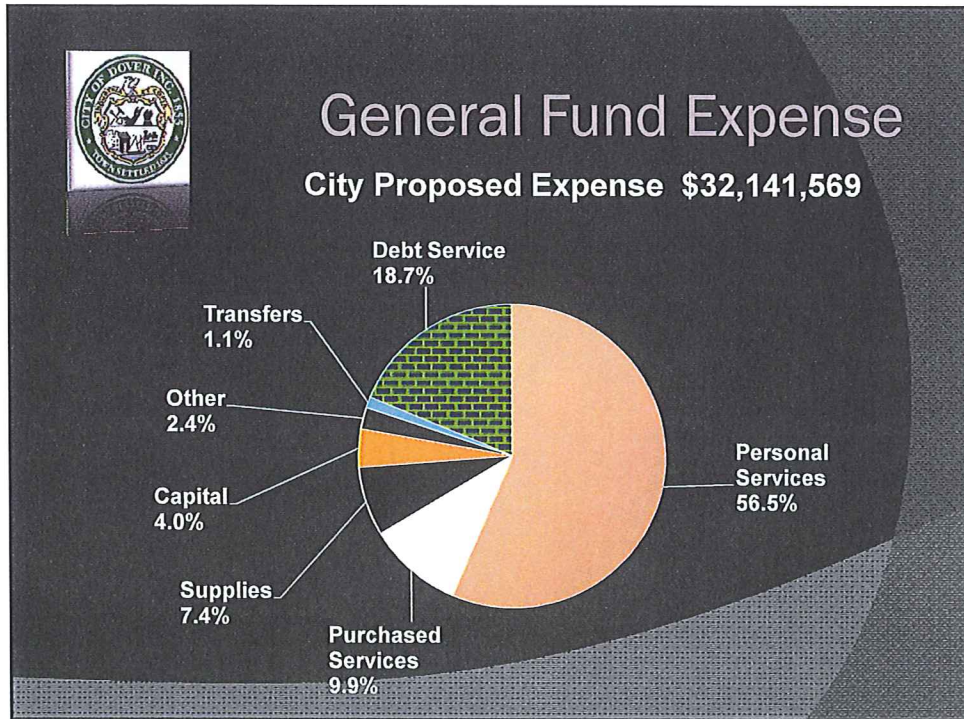
City Proposed Expense:	\$ Amount	\$ Change	% Change
Personal Services	\$18,164,255	\$538,001	3.1%
Other Operating Costs	6,543,024	804,468	14.0%
Total City Operations	24,707,279	1,342,469	5.7%
Capital Outlay & Reserve	1,422,677	(62,402)	(4.2%)
Debt Service	6,011,613	664,099	12.4%
Total	\$32,141,569	\$1,944,166	6.4%

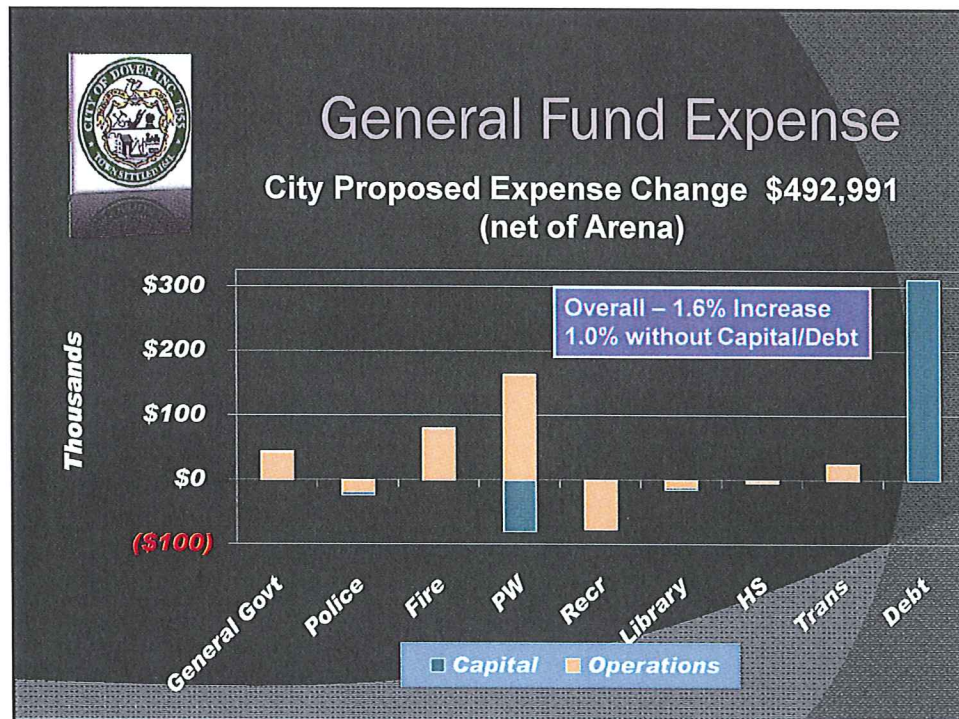
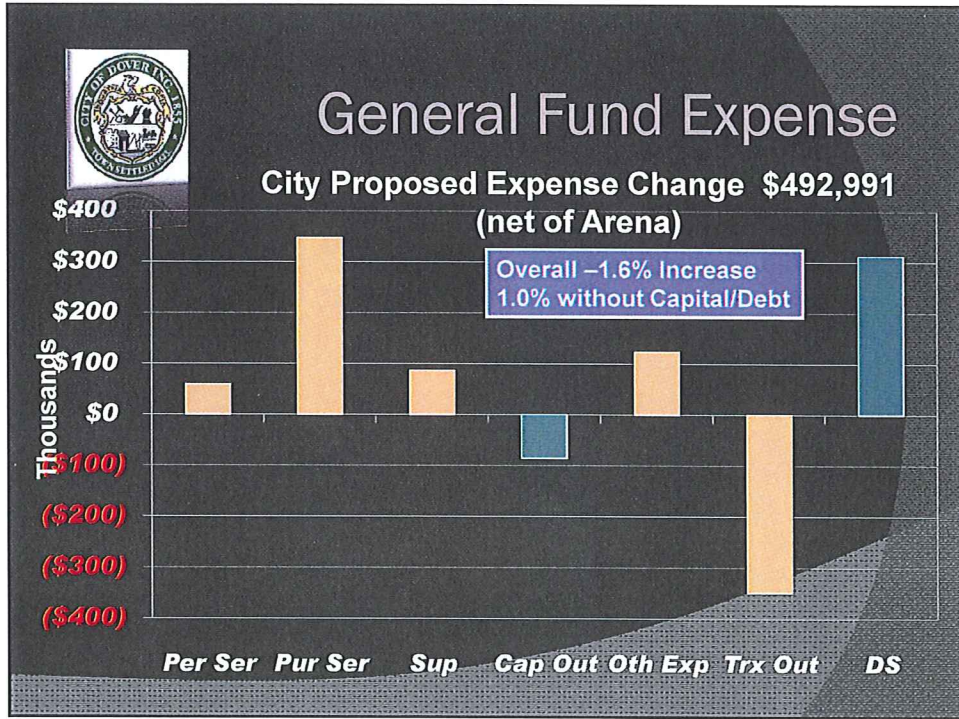


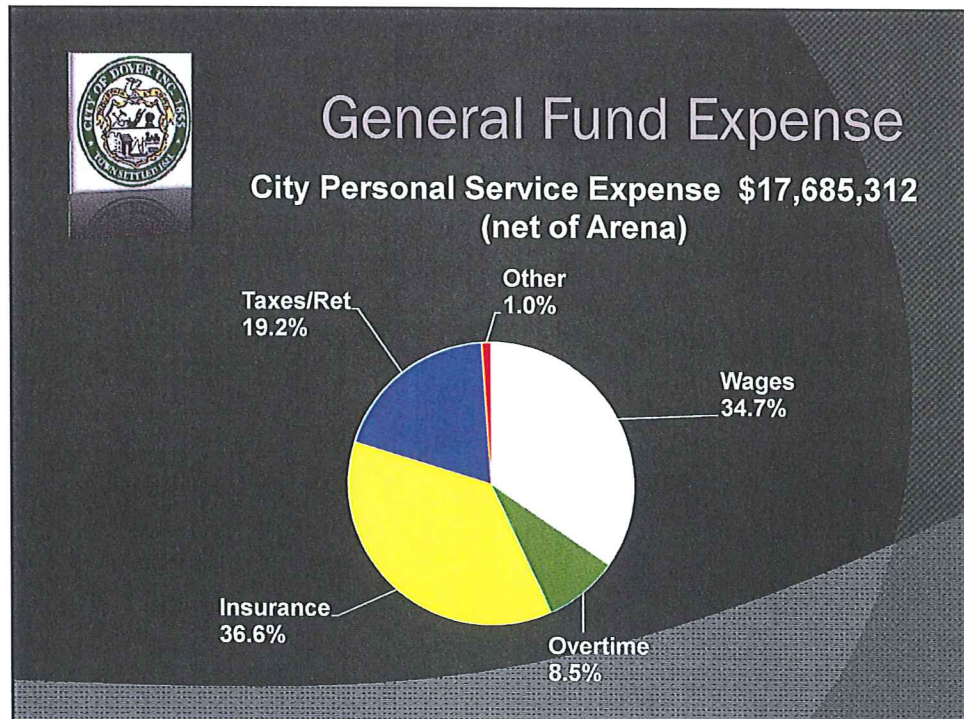
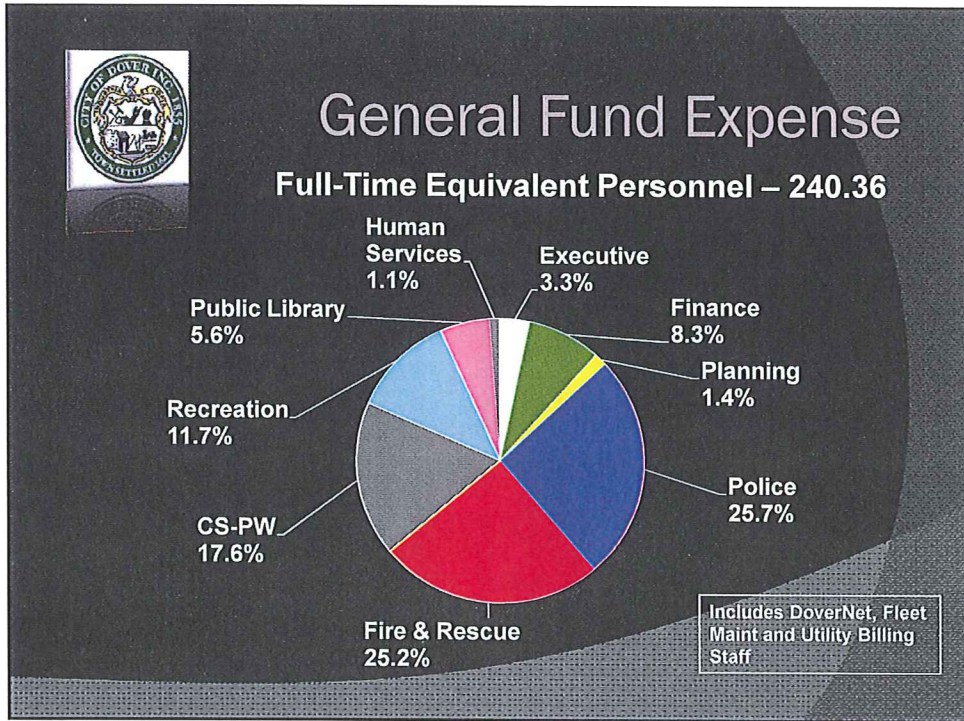
General Fund Expense

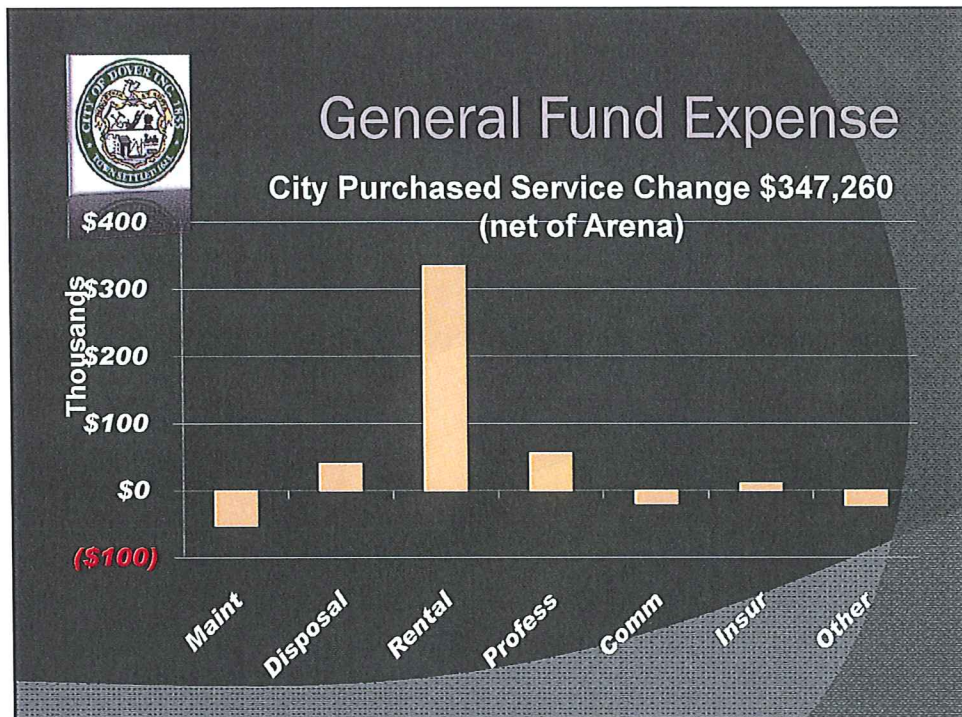
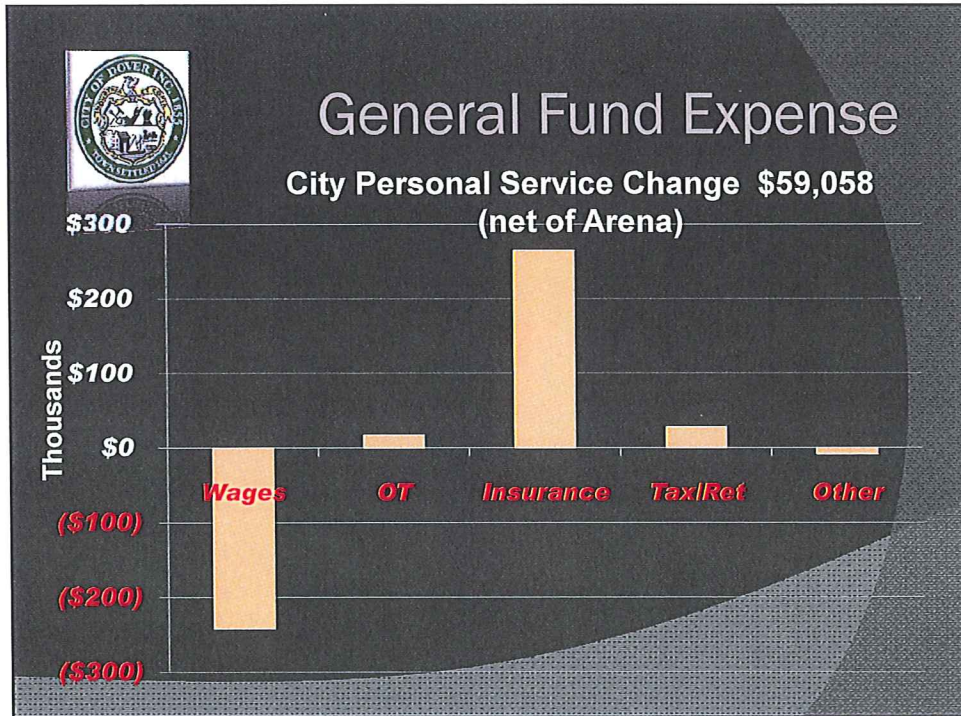
(Net of Arena)

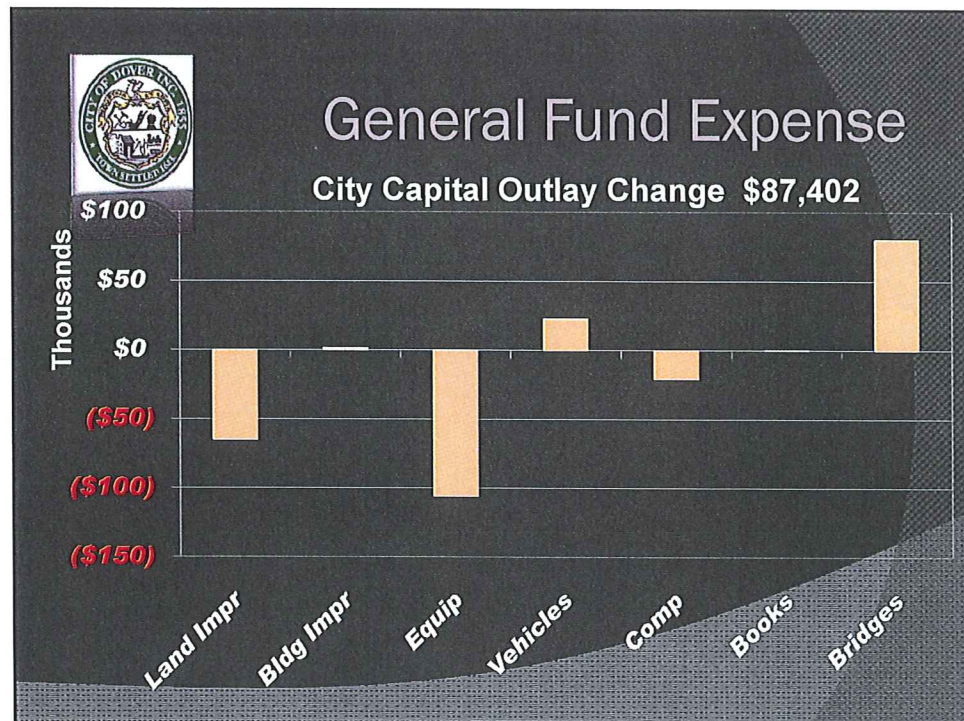
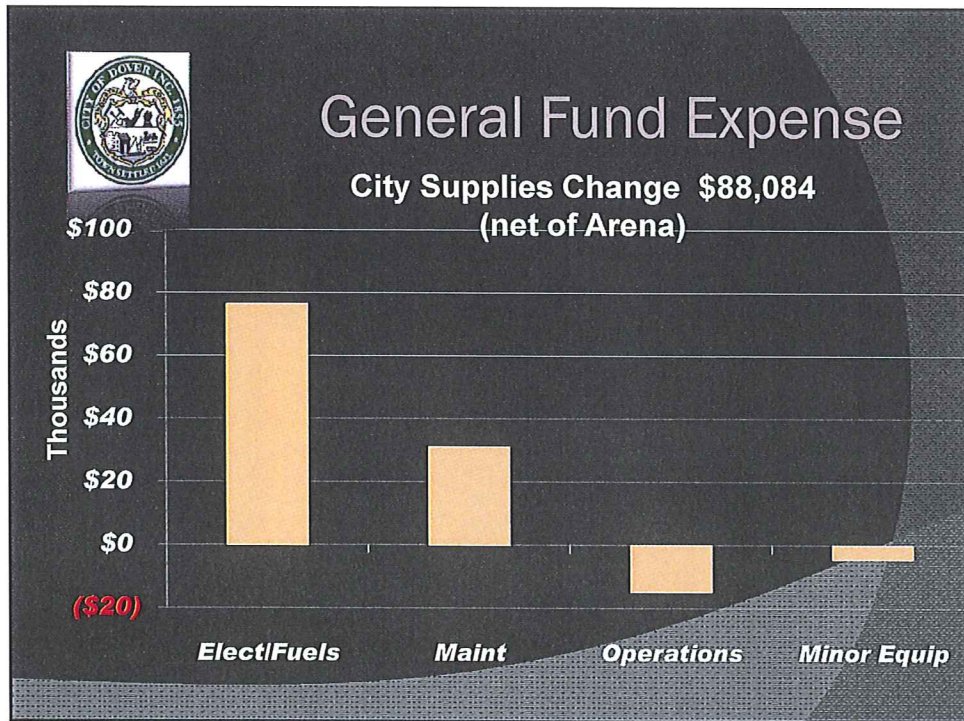
City Proposed Expense:	\$ Amount	\$ Change	% Change
Personal Services	\$17,685,312	\$59,058	0.3%
Other Operating Costs	5,923,253	184,697	3.2%
Total City Operations	23,608,565	243,755	1.0%
Capital Outlay & Reserve	1,422,677	(62,402)	(4.2%)
Debt Service	5,659,152	311,638	5.8%
Total	\$30,690,394	\$492,991	1.6%

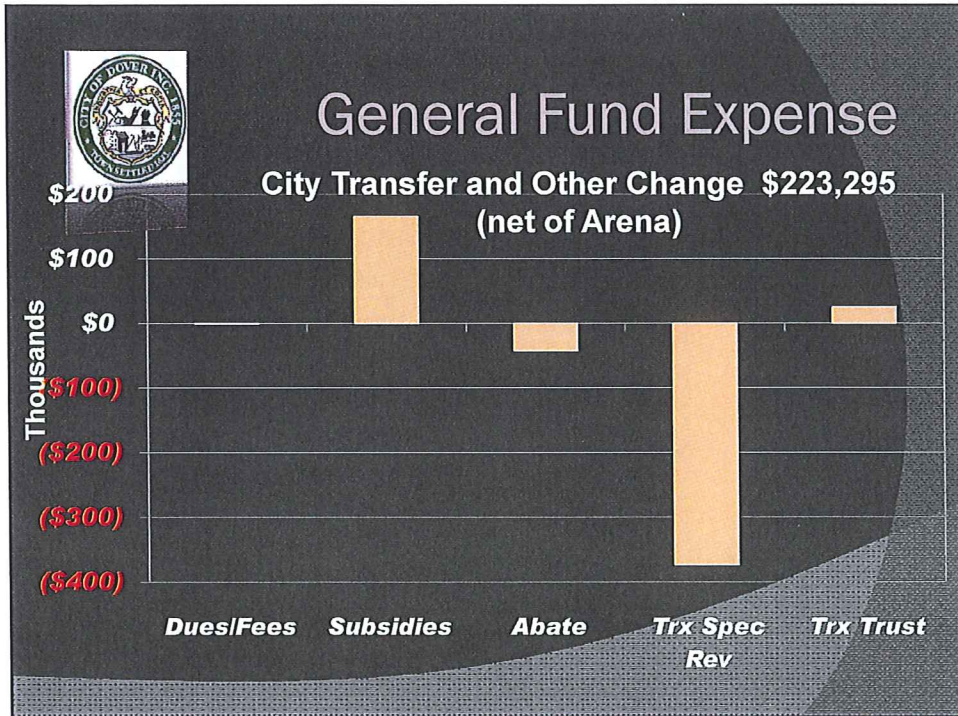


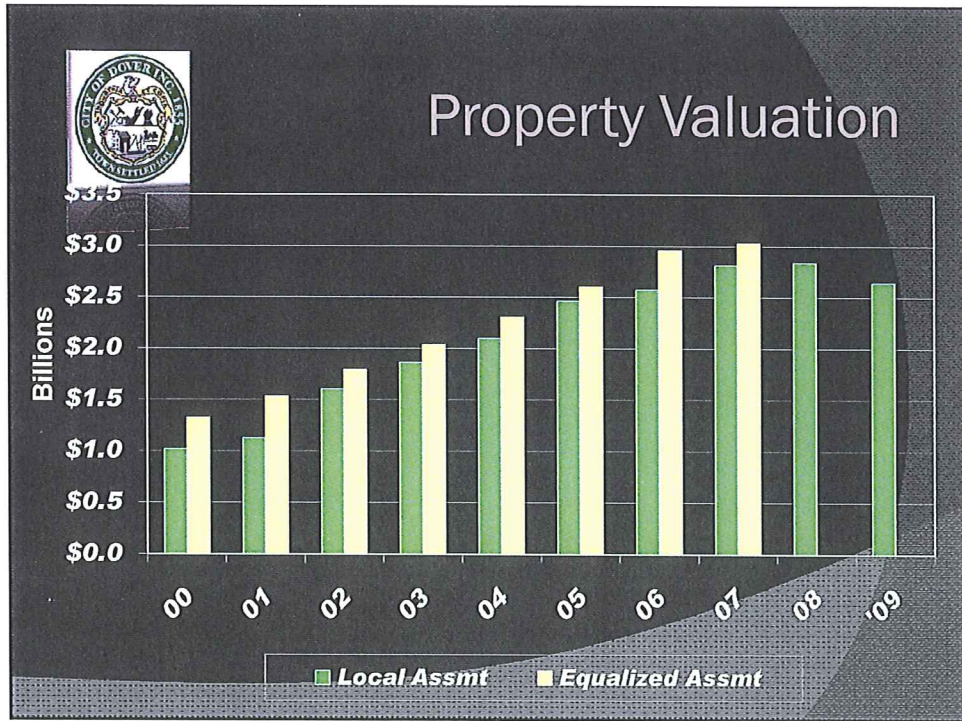












Property Tax Bill

FY2010

Tax Rate Breakdown

	Rate
City	\$8.38
School - Local	\$9.65
School - State	\$2.52
County	\$2.69
Total	\$23.24

