



CITY OF DOVER FY2011 PROPOSED BUDGET

Police Department Organization

Administration - Function 42110

Operations - Function 42120

Support - Function 42150

Dispatch - Function 42180

Presented to the City Council by
Anthony F. Colarusso, Jr., Chief of Police

Field Operations Division



Patrol

Communications

Downtown Liaison

Animal Control

Parking Enforcement



Support Services Division

Outreach Bureau
Records Bureau
Standards Bureau
Grant Management



Investigations / Legal

Detectives
Drug Task Force
Property / Evidence Management
Prosecution
Victim Services



Crime & Activity Trends



2009 Citizen Survey

“Safety from violent or property crimes creates the cornerstone of an attractive community. No one wants to live in fear of crime, fire or natural hazards, and communities in which residents feel protected or unthreatened are communities that are more likely to show growth in population, commerce and property value.”

The National Citizen Survey
City of Dover, NH
2009



2009 Citizen Survey

Areas of Concern

Feeling safe in the Downtown After Dark

2009	70% felt very or somewhat safe
2004	75% felt very or somewhat safe
	5% Decrease

Traffic Enforcement

2009	68% Excellent or Good
2004	72% Excellent or Good
	4% Decrease



Field Operations Division

Communications Bureau Activities CY2009

Average Calls for Service per Month	2,473	
Average Phone Calls per Month	10,009	
Lobby Hours Handled per Year	6,885	
Fire Only Calls for Service per Year	4,328	
False Alarm Letters	214	
Late Notices for False Alarms		66
Alarm Renewals Processed	769	
SPOTS Messages per Year	278,262	
<i>(110,071 incoming / 168,191 outgoing)</i>		

Police Calls for Service



2004	23,653
2005	22,361
2006	23,219
2007	24,253
2008	26,175
2009	24,910
2004 – 2009	+5.3%

Dover Police Department



Crimes 2004 to 2009

2004	2,263
2005	2,049
2006	2,210
2007	2,239
2008	2,214
2009	2,070



Trends

Proactive Traffic Enforcement

<u>2006</u>	<u>2007</u>	<u>2008</u>	<u>2009</u>
5,058	7,256	9,312	7,991



Support Services Division

Records Bureau Activities

Processed Reports

Arrests	1,157
Offenses	2,169
Accidents	891
Incidents	7,352
Summonses	1,005

Data Entry

Parking Tickets	8,393
Field Contacts	2,402
MV Warnings	8,207

Other Activity

Pistol Permits	240
Parking Permits	7,950
Protective Orders	282
Taxi Licenses	30
Fingerprinting	323
91-A Requests	1,171



Support Services Division

Special Investigations Unit CY09

Felony Cases	67
Misdemeanors	72
Other (deaths, etc.)	183
Callouts	176
Process Evidence	435
Items in Evidence	2,186
DTF Dover Cases	90
DTF Arrests	54
Juvenile Cases	107



Support Services Division

DHS Resource Officer Activities
March 2009 to February 2010

Calls for Service	179
- Cases of Threats, Fights, Assaults, etc.	25
- Drug Related	12
- Thefts	11
- Truancy Violations	61
Resulting Arrests/Summonses	42



Maintaining Effectiveness?



Dover Police Department

**Sworn
Eliminated – Since 2004**

1 Lieutenant
6 Police Officers

Dover Police Department



Sworn Reduced – Since 2004

1 Lieutenant to 1 PT Civilian Information Technology.

1 FT sworn Prosecutor and 1 PT Attorney to 1 PT prosecutor.

2 Lieutenant positions to Sergeant in Patrol.



Dover Police Department

Positions Eliminated - Since 2004

5 Civilian Positions

Additional FY10 Reductions

2 K-9 Units

Reduces cost of 2 vehicles & replacements going forward.

Reduces cost of care & feeding.

Reduces officer training time to increase time on patrol.

(Now have 1 K-9 and 1 handler.)



Support Services Division

Clerical Support

7 Civilian Personnel (208 clerical hours)

Reduction of Hours

FY06 → FY07	15
FY07 → FY08	5
FY09 → FY10	<u>27</u>
	-47

Since 2006: 255 hours reduced to 208.



Dover Police Department

Reorganization/Reductions of Services and Programs

Reduced Drug Task Force by one officer.

Refocused prevention programs to adjust to loss of staff.

Rescheduled DARE to do half the students in first semester and other half the second semester to adjust for loss of staff.

Teen Center reorganized.



Dover Police Department

Additional Reduction of Expenses

Creation of Regional Tactical Team removed 4 Dover officers from the team; saving overtime, training and equipment.

Policy change for patrol leave reduced overtime.

Policy change for out-of-town travel or training reduced overtime.

Vehicle replacement program instituted to reduce fuel consumption and maintenance costs.

Idling policy instituted for vehicles on traffic details to reduce fuel costs.

Uniform changes to save costs.



Dover Police Department

Positions Fully Funded by Outside Sources

Coalition Coordinator – Drug Free Communities Grant

Teen Center Director – Congressionally Selected Grant

Prevention Coordinator – WDH Grant

DHA Neighborhood Officer – Dover Housing Authority Grant

Dover Police Department



Positions Partially Funded by Outside Sources

SRO – Dover School Grant

DHA (Youth Liaison) – Dover Housing Authority

Drug Task Force – NH Attorney General's Office Grant



Dover Police Department

Effects of Grant Funding

Youth to Youth program continued with funding from WDH

Teen Center Director position funded by Federal grant.

Lab improvements grant funded overtime, equipment and training for crime scene services.

Dover High School Resource Officer 50% paid by school.

Housing Authority Officer 100% paid by DHA.

DHA Youth Liaison 50% paid by DHA

Grant to suppress street crime.



Overtime Grants

100% Grant Funded FY10

Underage Drinking	\$12,000
Seat Belt Challenge	\$1,864
Convincer	\$16,000
Coverdell (forensic)	\$14,615
Pedestrian Law	\$5,028
Speed Enforcement	\$5,028
Red Light Enforcement	\$5,028
DWI Enforcement	\$5,338
Safe Routes to School	\$5,500
Street Sweeper	\$25,000
Drug Task Force	<u>\$18,900</u>

Total: \$114,301



Dover Police Department

Grant Revenue FY10

DHA	\$136,130		
Parent Program	\$17,500 (Eliminated in FY11)		
United Way	\$61,000		
United Way	\$40,878		
WDH	\$75,000		
Drug Task Force	\$87,997		
Teen Center	\$77,407		
School Resource Officer	\$36,099	(JAG)	\$13,967
Drug Free Community	\$125,000	United Way	\$21,583
Justice Program (JAG)	\$61,463		
Congressionally Selected	\$235,000		
Teen Center Summer Program	\$2,500		
Coverdell (non-payroll)	\$26,106		
EUDL – conference	\$3,000		
		Total:	\$985,080



Staffing Levels & Trends



Police Protection Levels

Average per 1000 Residents 2009

Portsmouth 3.3

Londonderry 2.6

Somersworth 2.2

New England 2.2

Manchester 2.1

New Hampshire 2.1

Nashua 2.1

Salem 2.0

Concord 1.9

To Get to Median of 2.0

Hudson 1.9

Dover would need 58 Police Officers.

Rochester 1.8

Derry 1.7

Dover FY10 1.6

Dover FY11 1.5 ?



Comparable Patrol Coverage

<u>City</u>	<u>Population</u>	<u>Average Shift</u>
Derry	34,071	2 Supervisors & 4 Officers
Rochester	30,796	1 Supervisor & 5 Officers
Hudson	24,580	1 Supervisor & 4 Officers
Keene	22,653	1 Supervisor & 4 Officers
Bedford	20,807	1 Supervisor & 3 Officers
Dover	29,402	1 Supervisor & 3 Officers

All departments add officers for late evening early morning coverage.



Supervisory Staffing Trends

1985 - 2010

<u>1985</u>	<u>1990</u>	<u>1999</u>	<u>2007</u>	<u>2010</u>
1 Chief	1 Chief	1 Chief	1 Chief	1 Chief
2 Capt	3 Capt	2 Capt	2 Capt	2 Capt
4 Lieut	5 Lieut	7 Lieut	3 Lieut	3 Lieut
7 Sgt	4 Sgt	4 Sgt	7 Sgt	7 Sgt
14 Total	13 Total	14 Total	13 Total	13 Total



Dover Police Department

Response Times

Priority 1 Average (past 12 months)

5:06

Dover Police Department



Response Times

Priority 2 – 13:09

Priority 3 – 17:44

Priority 4 – 33:09



Community Growth Residential & Commercial



Growth

Commercial Growth 2000-2009

Recently Completed

Watson Road Alzheimer's Facility

NH Children's Museum (100,000 visit/yr)

C&J Trailways Park and Ride (Exit 9)

Hannaford (30 Grapevine Drive)

Panera Bread (851 Central Avenue)

Petco

Twice the Fun

279 Locust Street (Southside Fitness)

Dermatology Office (784 Central Avenue)

Office Building (54 Dover Point Road)

Dover Point Road/Constitution Way (Mixed Use)



Growth

Commercial Growth
2000-2009

Restaurants and Bars

	<u>Seats</u>
Applebee's (2000)	216
Chili's (2001)	237
Uno's (2002)	254
99 Restaurant (2004)	215
Dover Brick House (2004)	225
RJ's (2007)	226
Margaritas (2008)	367
Central Wave (2008)	200

These and 36 additional locations sell alcohol with total bar seating in excess of 2,000 in the city.



Growth

Residential Growth

Residential Growth 2000 - 2009

1,492 Households added



Growth

Commercial Growth
2006-2009

Hotels

	<u>Rooms</u>	<u>Employees</u>
Comfort Inn (2006)	96	30
Hampton Inn (2007)	93	30
Microtel (2007)	57	15
Homewood Suites (2008)	<u>90</u>	<u>30</u>
Total	336	105



Growth

Commercial Growth 2000-2009
Over 4,400 Employees

Liberty Mutual (both phases)	3,300
Churchill Medical	150
Equine Hospital	15
Measured Progress	400 FT / 400 Seasonal
Indian Brook Office Building	425
Centrix Bank	25
McConnell Center	150



Growth

Commercial Growth 2000-2009

Coming Soon / In Progress

Dover Waterfront Development

Expansion of St. Thomas Aquinas High School

WDH Expansion (789 Central Avenue)

Gas Station/Convenience Store (Dover Point Road/Thornwood Lane)

67 Knox Marsh road (Mixed Commercial)

Community Trail

Bill Dube expansion



Dover Police Department

Proposed FY11 Position Reductions

2 Police Officers Eliminated

1 Police Officer Civilianized

1 Part Time Dispatcher Eliminated



Field Operations Division

Downtown Liaison Activities

Activities

Highly Visible Officer Presence

Liaison with Merchants

Pedestrian Safety

Enforcement of Alcohol Laws

Loitering Enforcement

Littering Enforcement

Enforcement of Parking Ordinances

Patrol of Parking Lots

Railway Trespass Enforcement

Skateboard/Skate Park Enforcement

Community Trail

Criminal Deterrence



Downtown Assets

Banks	6
Jewelry Stores	3
Cash Businesses	22
Parking Lots	12



Position Flexibility

Sworn Officer

VS.

Civilianizing



Teen Center Officer

Community Service Program

Court Ordered or Diversion Program Participants

Highly regimented

Deals with sensitive/protected information from Court/PD/JSO

Trained to detect and enforce any impairment issues *

Able to take immediate action for conflicts or crime *



Teen Center Officer

Teen Center Support

Provides a secure/safe environment for attendees

Virtually eliminates impairment issues, while being able to detect and take enforcement action if needed.

Provides a positive police interaction with at-risk youth

Provides additional counseling from a “different” angle



Teen Center Officer

Other Community Outreach Duties

Internet Safety Program for Parents/Students/School Staff

DARE Instructor *

Alcohol Enforcement Program Coordinator *

Youth to Youth Advisor

Pre-prom/graduation programs

Parent Program

Anti-bullying/Sexting Program for Parents/Students/School Staff



Teen Center Officer

Cover absences for Dover High School Resource Officer *

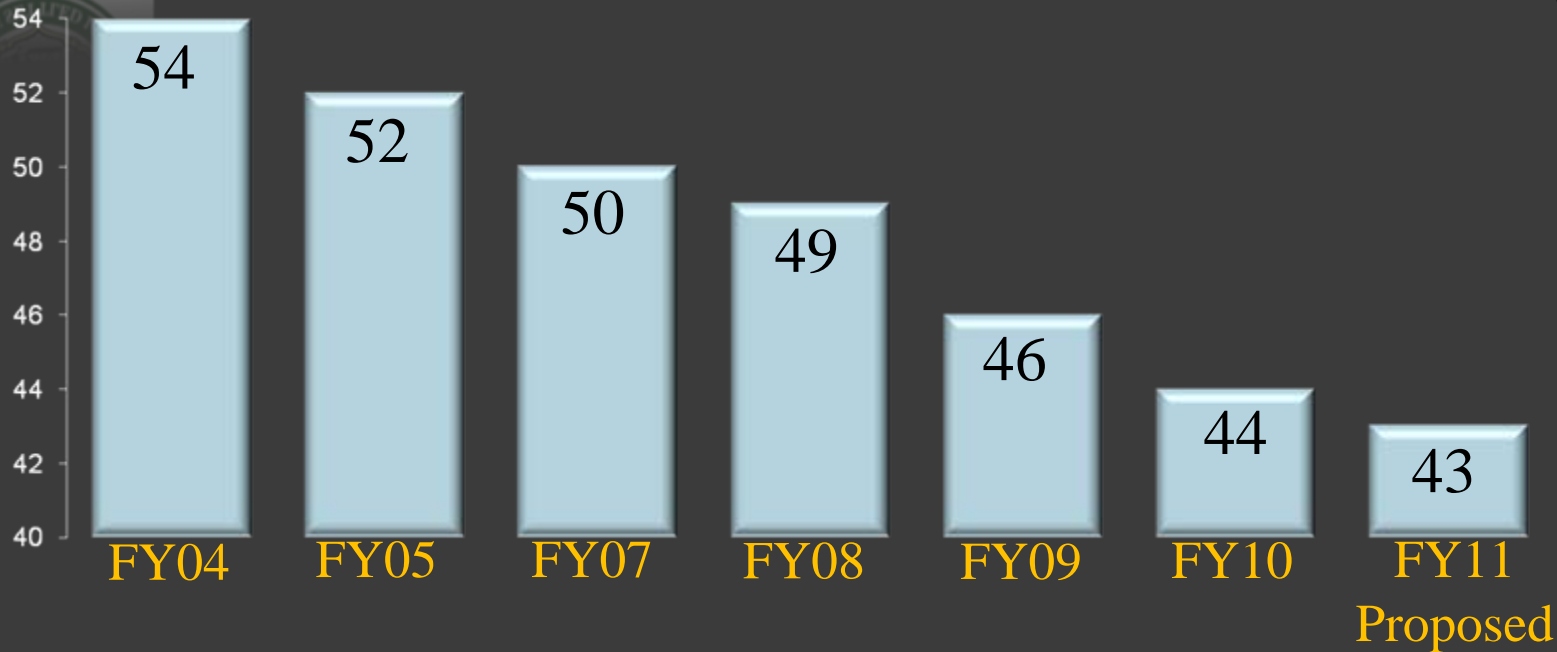
Covers absences for Teen Center Director

Available for Emergencies/Storms/Major Crimes *

School Emergency Response Liaison for Police Dept. *



Sworn Officer Trends



FY04 – Two Prosecutors

FY10 – One Part Time Prosecutor

Early 1980s had 43 officers plus one full time attorney/prosecutor



Sworn Officer Trends

54 sworn in FY04 → 46 sworn in FY10
Reduction of 14.8%

54 sworn in FY04 → 43 sworn proposed FY11 ?
Reduction of 20.4%



Sworn Officer Trends

Manchester

14.8% reduction = 33 officers

20.4% reduction = 46 officers

New York City

14.8% reduction = 5,600 officers

20.4% reduction = 7,719 officers



Council Goals

Objective #6

“Promote and Maintain Quality of Life Issues.”



Council Goals

Bullet #4

“Continue to be guided by the Master Plan.”

City of Dover Master Plan



“ Future growth will also require a level of personnel to accommodate this growth.”



Reactive Policing VS. Proactive Policing

2004	65-70% Reactive
2009	80-85% Reactive




ANALOGY

Reactive Policing Proactive Policing

Terrorism

Crime





CITY OF DOVER FY2011 PROPOSED BUDGET

Fire & Rescue Service

Presented to the City Council by
Perry E. Plummer, Fire Chief
Emergency Management Director
on April 21, 2010





CITY OF DOVER FY2011 PROPOSED BUDGET



Fire & Rescue Service

Admin – Function 42210

Suppression – Function 42220

Inspection Services – Function 42250

Buildings – Function 42280

Emergency Management – Function 42230

Special Details – Function 42290

Capabilities Provided to Our Citizens & Visitors

- Paramedic EMS
- Fire Suppression
- Vehicle Extrication
- Ice / Cold Water Rescue
- High Angle Rescue
- Confined Space Rescue
- Trench Rescue
- Hazardous Materials Response
- Lift Assists
- Animal Removal
- Animal Rescue
- Motor Vehicle Lock-Outs
- Residential Lock-Outs
- Dewatering
- Fire Investigation
- Inspection Services
- Code Enforcement
- Emergency Planning
- Emergency Management
- Public Education
 - Fire Safety Trailer
 - Children's Fire Safety Festival

5,333 Total Responses
from April 1, 2009 through
March 31, 2010

255 Fires

125 Structure fires

14 Automobile fires

116 Other fires

2,720 Emergency medical

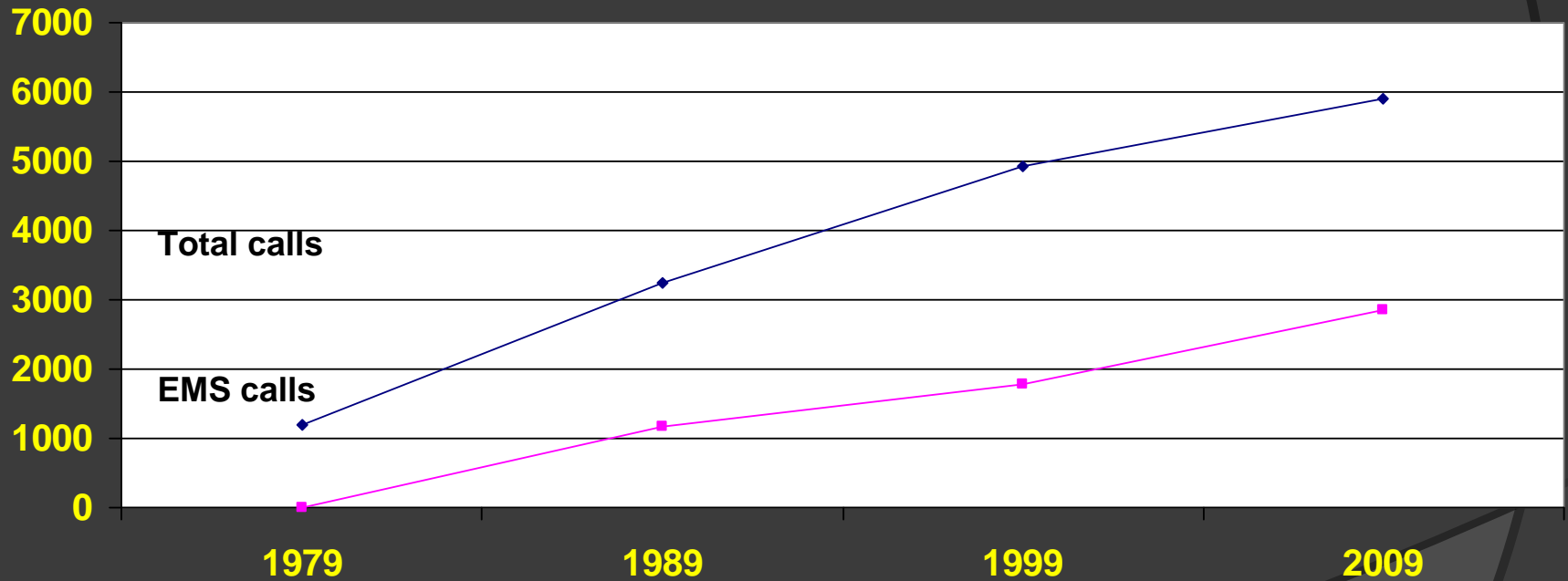
1,198 Non-emergency calls

885 False alarms, both fire and medical

275 Hazardous materials spills and leaks, electrical arcing



Call Volume Statistics 1979- 2009



490% Increase



Shift Staffing History

32 years later



1979: 13 per shift
2 Stations
Without ambulance

2009: 12 per shift (12 min)
3 Stations
Full ASL Ambulance(s)

2011: 9 per shift minimum

31 % Decrease



Fire & Rescue

1990 to Present

Uniform Staff History

1990 Total = 7 FTE's

2010 Total = 3 FTE's

Down 57 % in past 10 years



Simultaneous Calls

59 times per month , 2 calls occur at the same time on average

14 times per month, 3 or more calls occur at the same time on average

Paramedicine

The citizens of Dover are afforded the highest level of prehospital care available.



Paramedicine

12 Lead EKG

Administration of IV and subcutaneous medications

Defibrillation, cardioversion

Endotracheal intubations

Intraosseous infusions

Chest decompression

Cardiac dysrhythmia recognition and treatment

Respiratory nebulizer treatments



4-YEAR AMBULANCE REVENUE

This does not effect the department's budget. It is deposited in the city general fund as revenue.

WILL EXCEED \$ 2,800,000



Fire & Rescue Inspection Division

Code Enforcement:

Approximately 5,000 inspections annually.

How important is it?

Want or Need?

Self Supporting.



Fire & Rescue Inspection Division

- Pre-Consolidation Staff – 9 Employees
- Post Consolidation Staff – 6 Employees

In FY 2010 layoff of the full time Plumbing Inspector.

In FY 2011 recommending funding reduction for Fire Inspector.

33% Decrease in Staff

Savings not in current budget.

Again, Self Supporting.





What influences our decision making process?

City Master Plan

- 1988 Recommendations
- 2000 Recommendations
- 2010 Recommendations


Maintain or increase Staff levels consistent with National Standards.



5 Year Strategic Plan

- ⦿ *Outlines required staffing levels*
- ⦿ *Identifies need for all three fire stations*
- ⦿ *Provides consistent long term planning*

Comprehensive department plan approved by City Council.



City Council Goal Setting 2010

Public Safety one of the top priorities!

Police, Fire and EMS are the cornerstones of public safety.



2009 Citizen Survey

Budget Priorities as reported
by mail survey

- ① *# 1 Ambulance*
- ② *# 2 Police and Fire response*
- ③ *# 6 Health Inspections*
- ④ *# 16 Building Inspections*
- ⑤ *# 17 Fire Public Education*

Out of 40 Areas

*Every FD service is in the top
half of priority list.*

Budgeting Priorities Reported by Dover Residents
2009 National Citizen Survey
Random Mail Survey Conducted November, 2009

Service Area	Average Score
Emergency ambulance response (advanced life support)	1.192
Emergency police/fire response (crimes in progress, fire, rescue)	1.217
Street snow plowing	1.343
Sidewalk snow plowing	1.554
Business retention and economic development	1.568
Health inspections (restaurants, housing standards, disease control)	1.610
Street, sidewalk and curb maintenance	1.668
Storm run-off drainage system maintenance	1.735
Programs for low income families (health services, housing, childcare)	1.757
Curb-side solid waste and recycling pick up	1.800
Victims of crime assistance (case consultation, legal system support)	1.812
Community oriented policing (downtown/neighborhood patrols)	1.824
Youth drug/alcohol prevention efforts (Youth to Youth, DARE)	1.848
Public transportation (Coast, FastRide, Transportation Center)	1.874
Downtown public parking	1.879
Building inspections (plumbing, electrical, safety codes)	1.918
Fire and life safety public education efforts (home and business)	1.920
Parks and playground maintenance (grounds, equipment, safety upgrades)	1.940
Mosquito control	2.000
Middle/high school assigned police officer	2.006
Teen Center and related recreation activities	2.012
Roadside tree trimming and weed control	2.014
City Hall office hours (auto registration, vital records, tax assessing)	2.029
Municipal building maintenance (colliodol/preventative maintenance)	2.035
Traffic related police patrols (stop sign, speed, crosswalk enforcement)	2.037
Youth playground and summer camp programs	2.042
Library materials (literature, audio, historical documents, museum passes)	2.053
Senior Center and related recreation activities	2.046
Library children's room and related programming	2.077
Communication with citizens (newsletter, program brochures, web site)	2.096
Community events/programs (4th of July, Cocheo Arts, Holidays)	2.113
Recycling Center hours	2.127
Library public computer availability	2.129
Library hours of operation	2.137
Indoor pool and related year-round recreation activities	2.141
Streetcuse maintenance (flowers, litter, decorative lights, street signage)	2.179
Outdoor pool and related summer only recreation activities	2.189
Animal control (investigate complaints, retrieve/shelter stray animals)	2.220
Community Fitness Center/Gymnasium and related recreation activities	2.241
Availability of public meeting space for organizations and non-profit groups	2.399

1=Highest, 2=Medium, 3=Lowest

2010 Dover Dollars Survey

Budgeting Priorities as reported
by City Hall Patrons

- ⊙ # 3 Police and Fire response
- ⊙ # 4 Ambulance
- ⊙ # 23 Fire Public Education
- ⊙ # 27 Health Inspections
- ⊙ # 30 Building Inspections
- ⊙ # 17 Fire Public Education


*Out of 30 Areas,
Emergency Response still at the
top of the priority list.*

Dover Dollars Budget Exercise
Self Selected Polling Conducted February-April 2010


Service Area	Feb Dover Discussions	Percent of Dover Dollars Contributed				Totals
		March 15th	March 29th	April 6th	April 9th	
Indoor Pool & Related Year Round Activities	5.2%	1.2%	5.6%	30.6%	30.7%	22.4%
Outdoor Pool & Related Summer Only Pool Activities	1.1%	1.5%	10.8%	9.2%	8.9%	7.7%
Library Hours of Operation, Library Children's Room & Related Programming, Library Materials, Library Public Computer Availability, Avail of Public Meeting Space for Organizations/Non-Profit Groups	5.9%	14.9%	11.9%	5.5%	5.6%	17.3%
Emergency Police/Fire Response	6.4%	7.6%	4.9%	6.3%	6.3%	7.1%
Emergency Ambulance Response	6.4%	2.1%	3.7%	4.2%	6.1%	4.9%
Street, Sidewalk & Curb Maintenance	10.5%	7.2%	4.1%	2.6%	2.0%	4.3%
Street Snow Plowing, Sidewalk Snow Plowing	10.2%	5.8%	4.8%	3.4%	2.5%	4.0%
Recycling Center Hours, Curbside Pickup	2.8%	1.8%	5.8%	2.8%	3.6%	3.4%
Business Relocation & Economic Development	4.1%	6.7%	3.2%	1.8%	2.8%	3.0%
Youth Drug/Alcohol Prevention Efforts, Community Oriented Policing, Middle/High School Assigned Police Officer	2.6%	3.3%	2.1%	2.3%	3.2%	2.8%
Parks & Playground Maintenance	1.6%	3.1%	5.2%	3.0%	1.7%	2.0%
Storm Run-Off Drainage System Maintenance	4.3%	3.1%	2.6%	2.3%	2.0%	3.3%
Community Fitness Centers/Gyms, Recreational Activities, Senior Center and Related Rec Activities	2.1%	1.6%	3.2%	2.3%	2.6%	2.4%
Dedicated Public Parking	3.8%	3.7%	1.0%	1.1%	2.7%	2.4%
Public Transportation	1.5%	1.2%	2.2%	2.6%	2.4%	2.3%
Youth Playground & Summer Camp Programs	2.0%	2.3%	3.9%	2.6%	1.4%	2.2%
Programs for Low Income Families	2.5%	2.5%	2.1%	1.9%	2.0%	2.1%
City Hall Office Hours	1.0%	5.6%	4.2%	0.6%	0.1%	1.8%
Traffic Related Police Patrols	2.4%	1.3%	3.4%	1.6%	1.3%	1.7%
Streetscape Maintenance	1.6%	3.2%	1.1%	1.7%	1.4%	1.6%
Waste Control	2.1%	5.0%	3.3%	0.9%	0.9%	1.6%
Fire & Life Safety Education Efforts	1.4%	1.2%	1.8%	1.1%	1.9%	1.5%
Victims of Crime Assistance	2.2%	1.8%	1.2%	0.2%	1.4%	1.3%
Animal Control	1.9%	0.8%	1.4%	1.6%	1.1%	1.3%
Coordination with Citizens	3.5%	3.4%	0.9%	1.6%	0.9%	1.6%
Roadside Tree Trimming & Weed Control	4.0%	1.8%	1.0%	0.5%	0.8%	1.4%
Health Inspections	3.4%	1.4%	1.0%	0.8%	1.2%	1.1%
Multipurpose Building Maintenance	2.6%	1.0%	0.7%	0.7%	0.7%	0.8%
Building Inspections	4.1%	0.6%	1.1%	0.7%	0.5%	0.6%
	2.5%	0.3%	1.1%	0.2%	0.3%	0.6%

National Standards

- *NFPA*
- *ICMA*
- *EMS*



National Standards outline staffing levels from 16-18 firefighters per shift.



2009 Citizen Customer Service Survey

1 in Customer Satisfaction

Zero Negative Responses

Figure 1: "What is the primary reason you moved to Dover?" (Only residents who moved to Dover in the last 5 years)

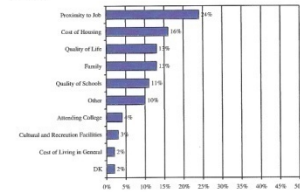
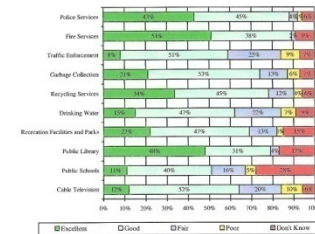


Figure 2: "How do you rate the quality of each of the following services in Dover?"





A drive to be more efficient and more cost effective everyday!





Core Services

Needs vs Wants

Risk vs Benefit



Fire & Rescue

Increased Demand

History has shown that Fire & Rescue activity moves in the opposite direction as the economy.

Poor Economy = Increased Fires

Alternative Heating fuels

Poor maintenance

Arson

Poor Economy = Increased Ambulance Calls

No Health Insurance

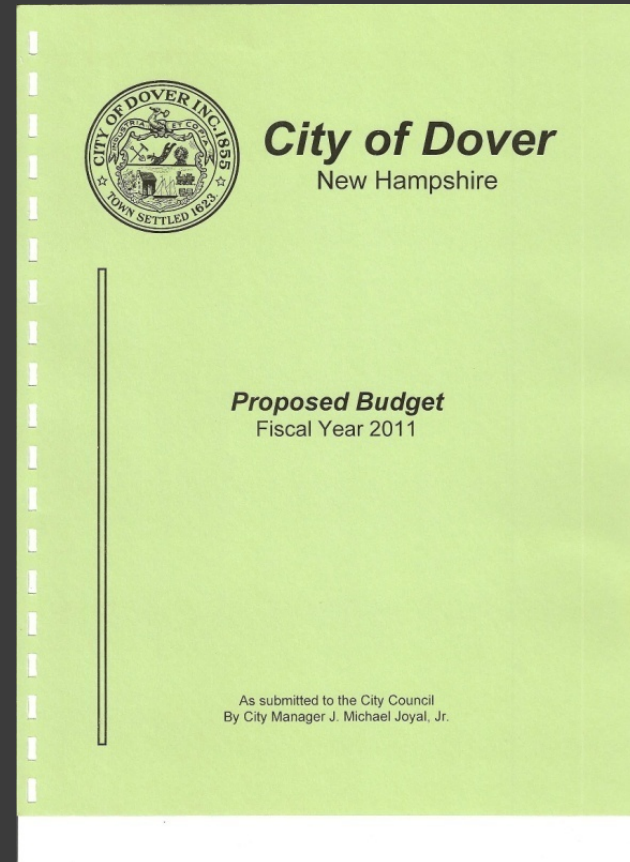
Use Emergency Services as primary care Doctor

No Routine Exams

Fire & Rescue



FY 2011
Specifically





Fire & Rescue

- 2.5% Decrease from FY 2010 – (\$158,607)

- Requires Eliminating Ladder Truck
52% of the time

- Requires Closing the N/E Fire Station
37% of the time

Running Short 89% of the time



Fire & Rescue

Military Leave

Two employees deployed for entire FY 2011 Budget.

This budget includes replacements for these two employees. This is the least expensive way to fill these slots.





Fire & Rescue

Significant Changes

- Employee Merit Raises = \$40,000 est.
- Retirement costs = \$46,278
- 1997 Squad bodywork = \$20,000
- Repair floor drains at Central Station = \$10,000



Fire & Rescue

Declining Services

- No Public Education
- No Lockouts
- No Car Seat Inspections
- No Accreditation
- No EMS Coordinator
- No Paramedic SRT team support
- Just to name a few!





Fire & Rescue

Let's cut to the chase.

This is about whether to close a fire station and/or eliminate the ladder truck.

Fire & Rescue



Need For North End Station
Already determined.



Its all about staffing.



Pump Operator for Attack Engine =



Pump Operator for Water Supply



Firefighters for Attack Line



Firefighters for 2nd Attack Line



(Backup Line)

Support Firefighter for each Line



Search & Rescue Team



Ventilation Team



Aerial Operator



Incident Commander



Rapid Intervention Crew

Recognized Standards

Detailed task Analysis



=18 per Shift

Staffing of 12



4 firefighters

1 Engine

1 Ladder Truck



5 firefighters

1 Engine

1 Ambulance



3 firefighters

1 Engine

Staffing of 9



5 firefighters

1 Engine
1 Ambulance



4 firefighters

1 Engine
1 Ladder Truck

Simultaneous

versus

Sequential



Fire or EMS

Increase Chance of Survival



Fire & Rescue

**Why do we need a
ladder truck?**



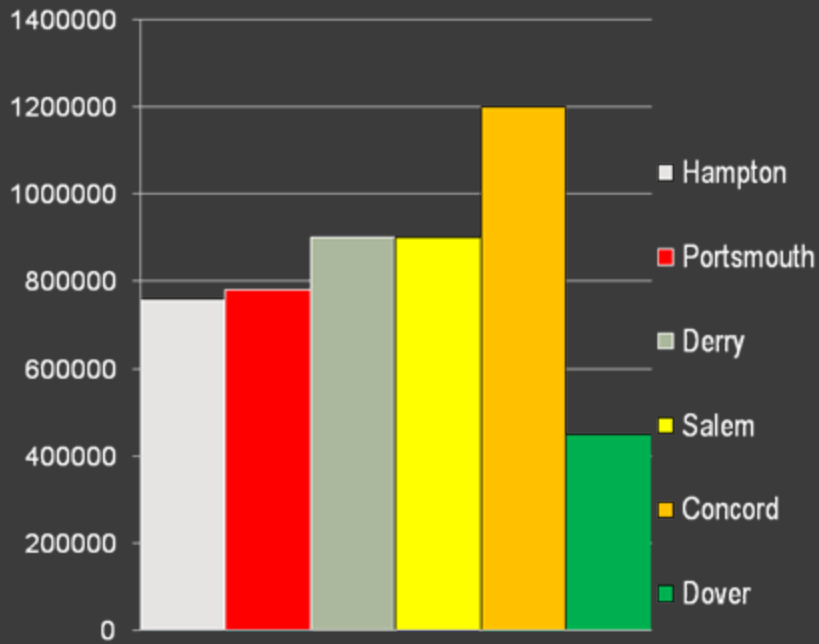
Fire & Rescue

I know I speak for every employee at Dover Fire when I say we will provide the very best service to the citizens that we can for whatever dollars we are provided.

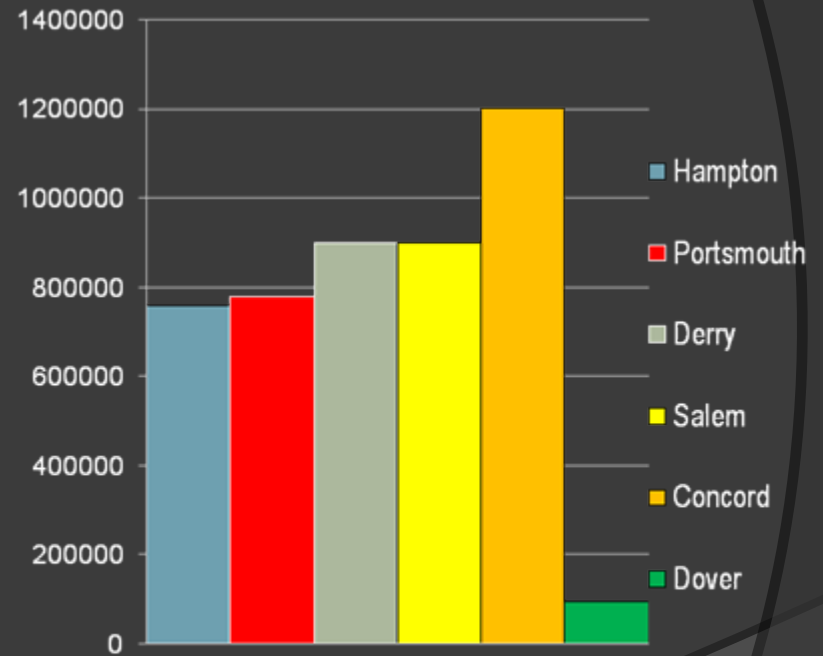
We stand 100% Committed to this City!

Overtime

FY 2010



FY 2011



Our members are involved citizens. We enjoy volunteering with:

Toys for Tots

Golf Tournaments

Sports Coaching

Job shadow program

Bike Rodeo w/ Rec Dept

Dover Clean Up Day

MDA Boot Drive

Red Cross blood drives

Pipe and Drum Band

St. Baldrick's fundraiser

Dover Senior Center

Dover Children's Home

Summer Safety w/ Rec Dept

Boy Scouts/ Girl Scouts

Help w/ Daffodil Days

Apple Harvest Day

Cancer for Life Walk

Honor Guard

Chris DeWolf Scholarship Fund

Race up Boston Place, fundraiser
for American Lung Association



Fire & Rescue

Awarding Winning Fire Department

- 2009 Main Street Golden Pitch Fork Award
- 2008 NH Dept of Education "Eddy Award"
- 2008 Life Safety Achievement Award
- 2007 International Public Education Award
- 2007 Life Safety Achievement Award
- 2006 EMS Unit of the Year
- 2006 Life Safety Achievement Award
- 2005 Fire Prevention Award
- 2005 Life Safety Achievement Award
- 2004 Life Safety Achievement Award
- 2003 Dover Department of the Year
- 2003 ASPCA National Award
- 2003 Life Safety Achievement Award
- 2002 Life Safety Achievement Award



SPONSORED BY
Democrat