



CITY OF DOVER FY2013 PROPOSED BUDGET

Presented to the City Council by
City Manager J. Michael Joyal, Jr.
on April 11, 2012



The Municipal Budget

- Policy Document
 - Reflects Priorities
 - Basis for Accountability
 - Establishes Legal Spending Authority
- Financial Plan
 - Establishes Funding Requirements
 - Allocates Available Resources
- Operational Guide
- Communication Tool




The Budget Document

- Budget Summaries
- Budget Analysis
- Economic & Budget Data
- Appropriations Detail
- Debt & CIP Information
- Organizational Background

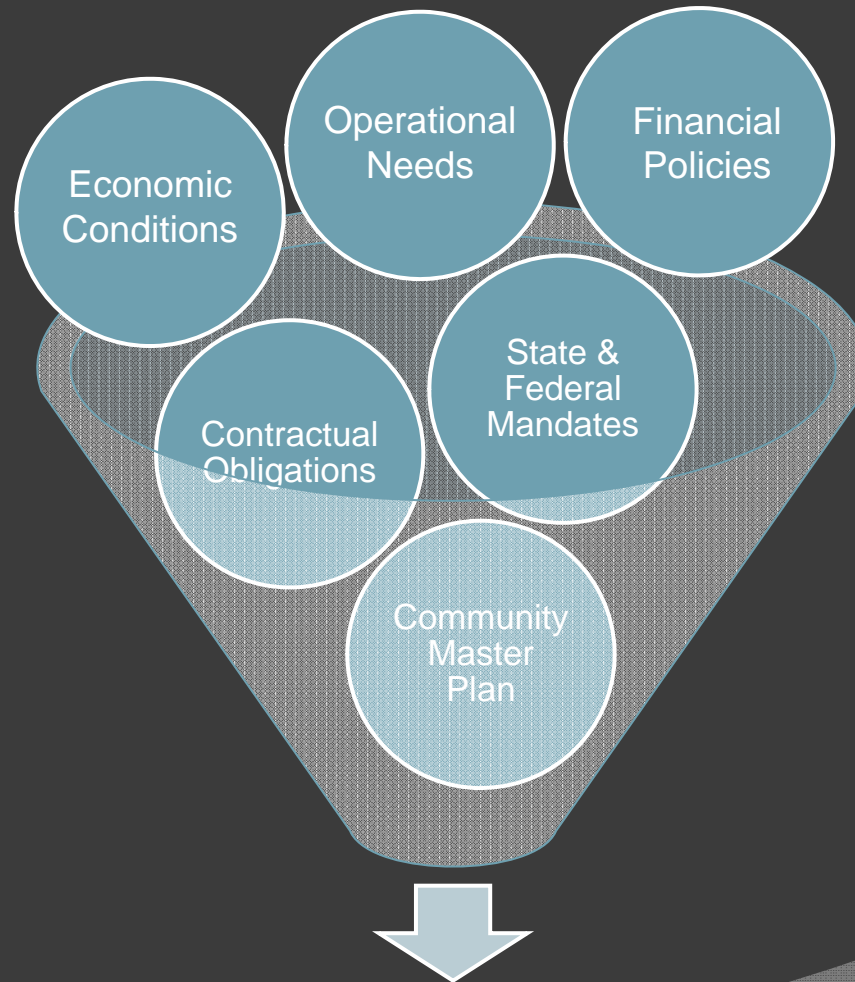


Approach to Budget Development


- ◉ Review all core service deliverables
- ◉ Avoid across-the board cuts
- ◉ Services reflect community priorities
- ◉ Fees support programs w/ individual benefit
- ◉ Budget adjustments are sustainable
- ◉ Recognize services are provided by people




Budget Development Factors



Proposed Budget




Strategic Priorities





City Budgeting Priorities Reported by Residents

- Emergency Police, Fire & Ambulance
- Public Schools
- Street/Sidewalk Snowplowing
- Economic Development
- Health Inspections
- Student Transportation
- Street/Sidewalk Maintenance



FY2013 Proposed Budget

General Fund	Proposed	\$ Change	% Change
City	\$34,868,579	\$610,655	1.8%
School	46,923,286	1,209,165	2.6%
County	7,482,308	178,491	2.4%
Total	\$89,274,173	\$1,998,311	2.3%



FY2013 Budget


- Revenue Considerations
 - School tuition loss
 - Continuing loss of State aid
 - Elimination of SAFER fire staffing grant
 - Elimination of Police program grants
 - Tax Cap



Resulting FY2013 Budget Adjustments


- Expense

- 3.4% change in personnel costs
- (1.0)% change in purchased services
- (0.4%) change in supplies/materials
- (1.9%) change in other expenses
- (1.5%) change in debt service
- 4.8% change in capital outlay




Resulting FY2013 Budget Adjustments

- McConnell Recreation Fitness Facility
(loss of 3.7 FTE positions)
- Teen Center
(loss of 1 FTE position)
- Youth Drug and Alcohol Prevention
(loss of 0.7 FTE position)
- Firefighter/EMT shift coverage
(loss of 1 FTE position)




Resulting FY2013 Budget Adjustments

- Police shift coverage
 - DHA Police Officer grant funding
 - Downtown community policing
- Youth to Youth and CDBG grant funding
- Solid Waste and Recreation allocations
- McConnell Center security/maintenance




Resulting FY2013 Budget Adjustments

- Road, bridge and drainage projects
- Public Welfare General Assistance
- Cochecho Arts Festival subsidy
- Additional position adjustments




FY2013 General Fund

Estimated Revenue




Tax Cap Calculation - City

FY2012 Actual City Tax Levy	\$24,727,609
Calendar Year 2009-2012 CPI-U Average	1.17%
Sub-total	<u>\$289,313</u>
Net Taxable New Construct/Demo Value	\$20,000,000
FY2012 Actual Tax Rate	\$9.54
Sub-total	<u>\$190,800</u>
Max Increase Allowed for Total FY2013 City Property Tax Levy	<u><u>\$480,113</u></u>



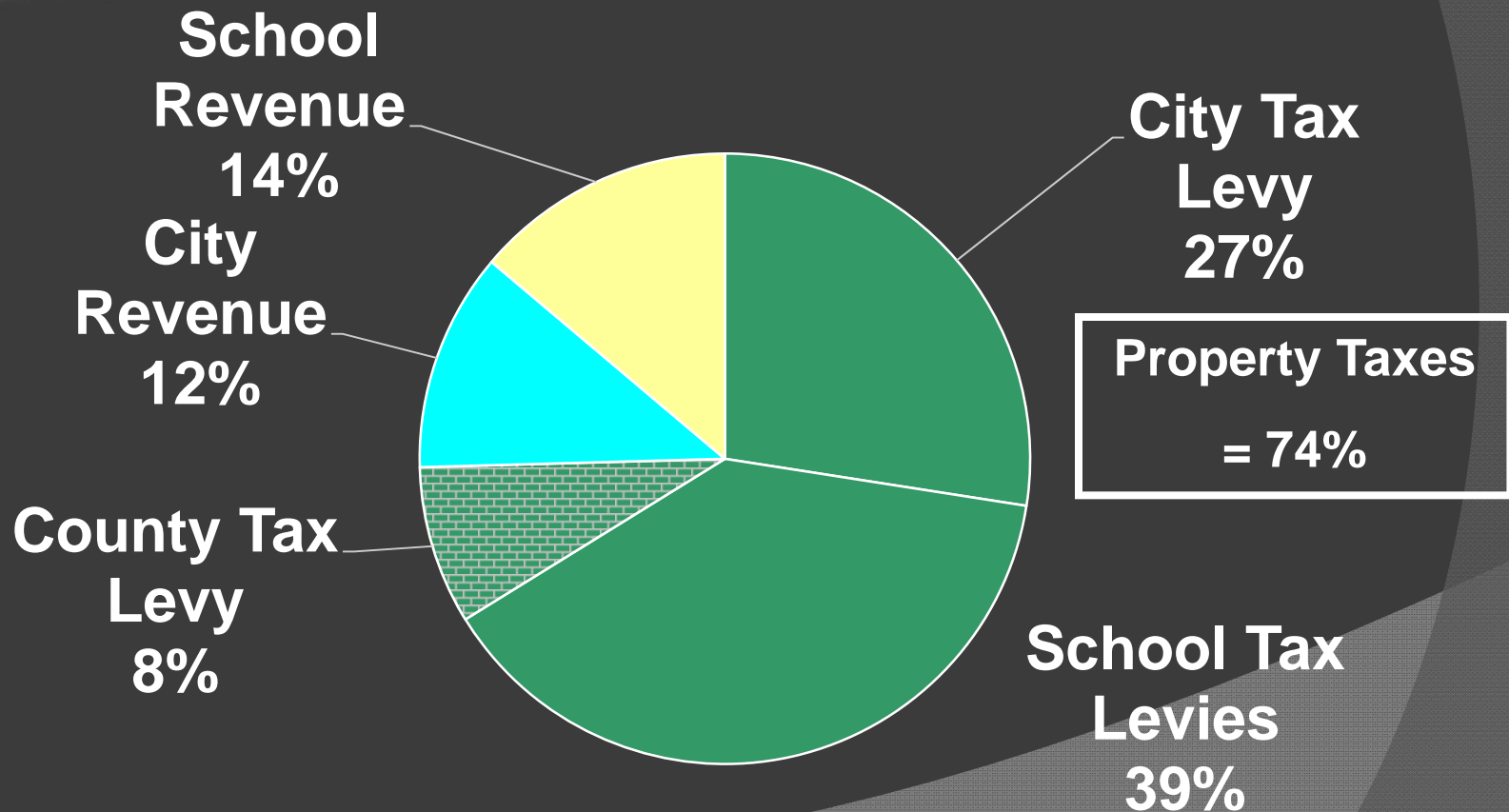
Tax Cap Calculation-School


FY2012 Actual City Tax Levy	\$26,608,346
Calendar Year 2009-2012 CPI-U Average	1.17%
Sub-total	<u>\$311,318</u>
Net Taxable New Construct/Demo Value	\$20,000,000
FY2012 Actual Tax Rate	\$10.26
Sub-total	<u>\$205,200</u>
Max Increase Allowed for Total FY2013 School Property Tax Levy	<u>\$516,518</u>



General Fund Revenue

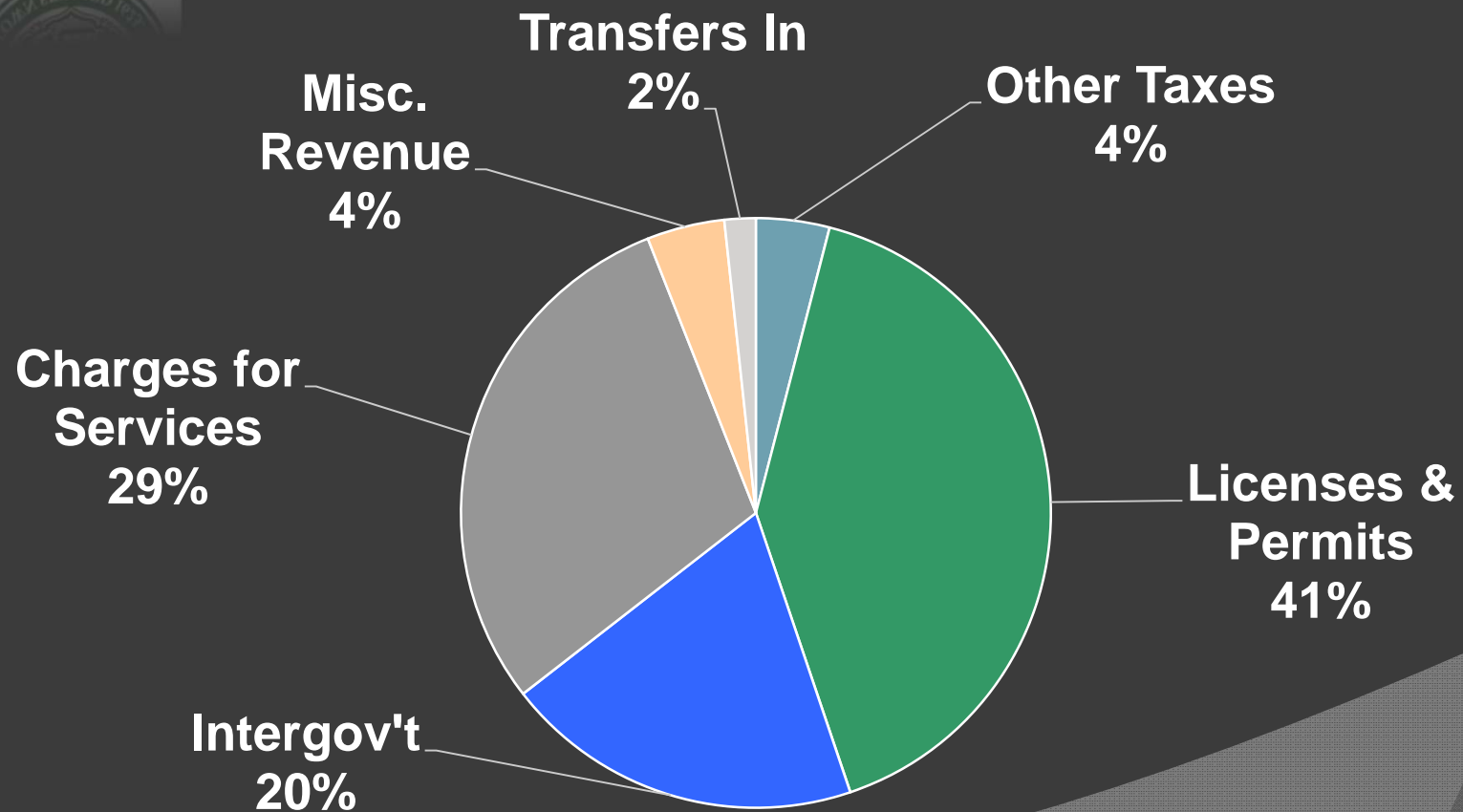
Total Estimated Revenue \$89,274,173






General Fund Revenue


City Non-Property Tax Revenue \$10,348,465





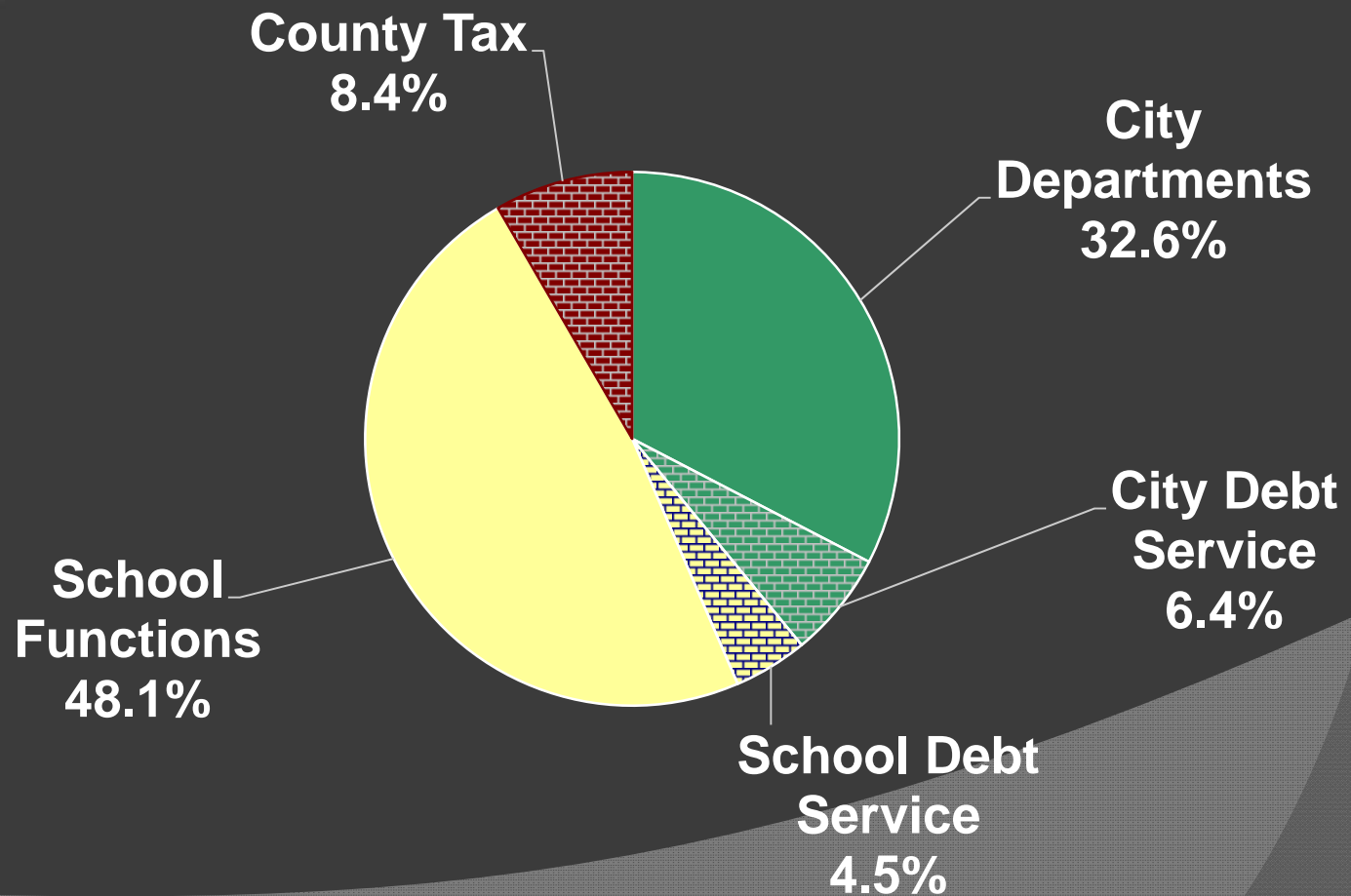
FY2013 General Fund


Proposed Expense



General Fund Expense

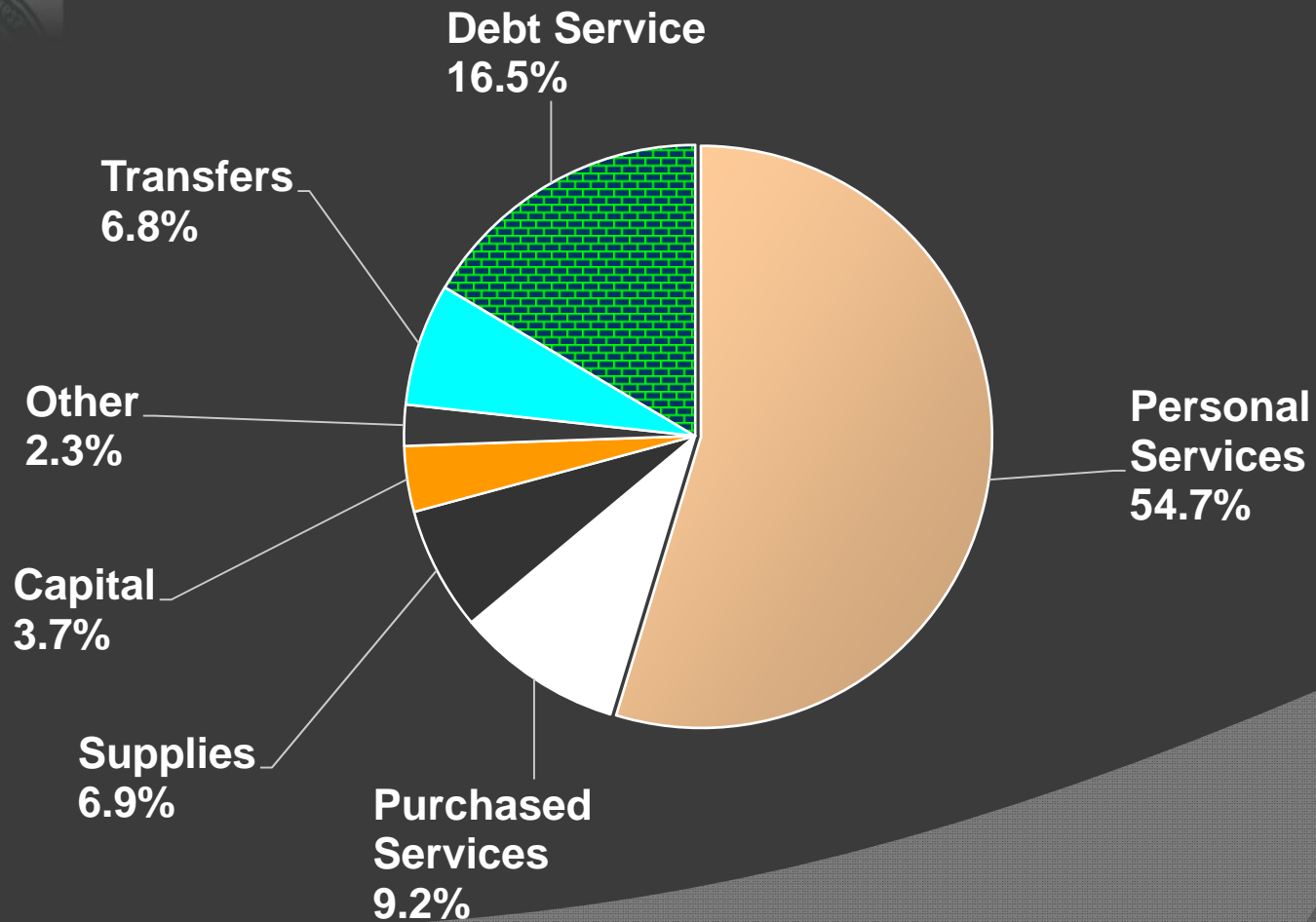
Total Proposed Expense \$89,274,173






General Fund Expense

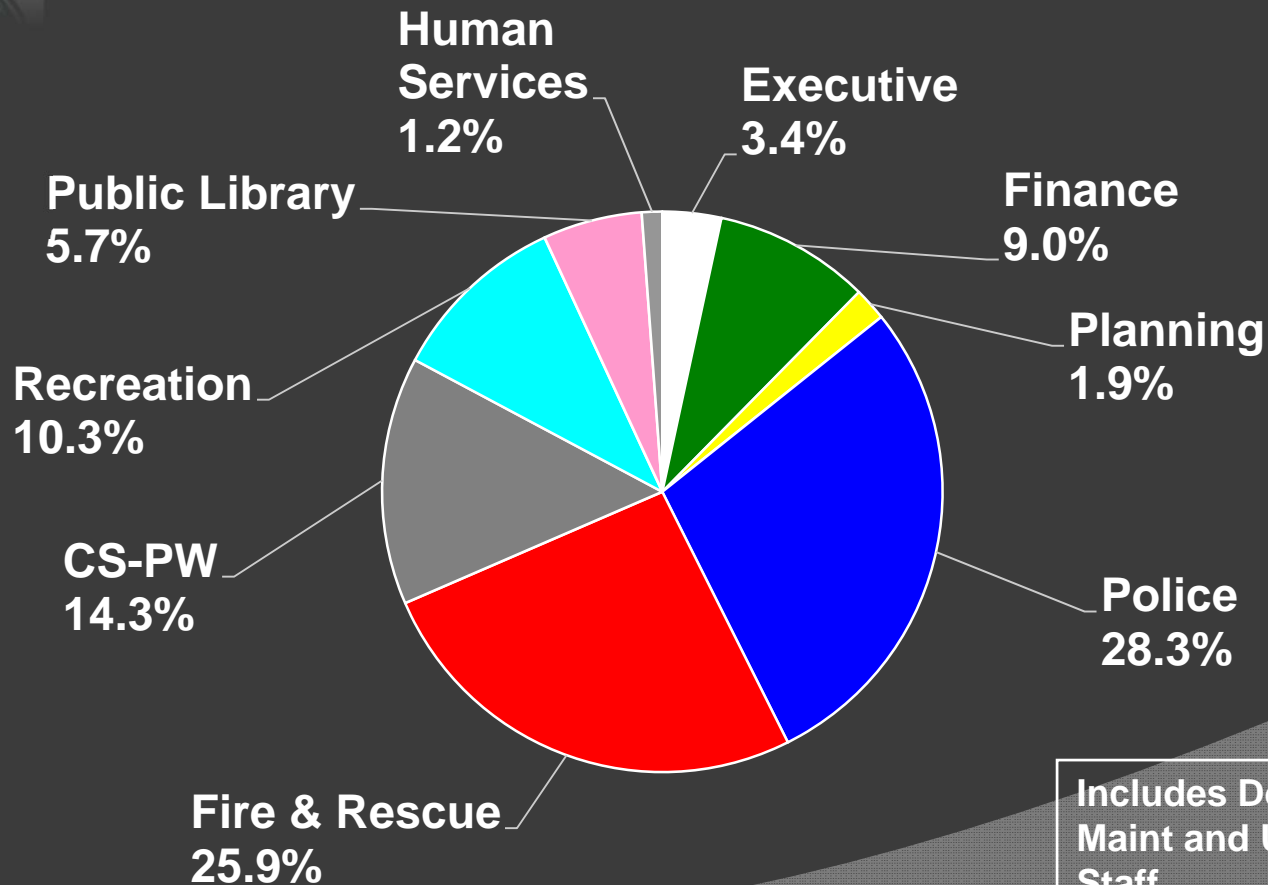
City Proposed Expense \$34,868,579






General Fund Expense

Full-Time Equivalent Personnel – 233.4



Includes DoverNet, Fleet Maint and Utility Billing Staff




Property Tax Bill

FY2013

Tax Rate Increase Breakdown

	Rate
City	\$0.11
School - Local	\$0.45
School - State	\$0.05
County	\$0.05
Total	\$0.66



Property Tax Bill

Mr. and Mrs. John Q. Taxpayer

City of Dover, NH

Average Residential Assessment = \$221,935	FY13 Tax	\$ Change	% Change
City	\$2,142	\$24	1.2%
School	\$2,943	\$111	3.9%
County	\$635	\$11	1.8%
Total Property Tax Bill	\$5,720	\$146	2.6%