




CITY OF DOVER FY2013 PROPOSED BUDGET

Community Services Department

Presented to the City Council by
Douglas W. Steele II, Community Services Director
on April 18, 2012



Community Services

● General Fund


- General Government Buildings
- Cemetery
- Administration
- Engineering
- Streets
- Snow Removal
- Street Lighting
- Facility & Grounds
- Recycling Management
- Storm Water

● Enterprise Funds

- Residential Solid Waste
- Water Division
- Sewer Division
- Waste Water Treatment Facility

● Internal Service Fund

- Fleet Management




FY 2013 Proposed Budget

\$5,398,491

2.2% Decrease: **(\$120,317)**

Gen. Govt. Buildings	10.1% Increase	\$26,548
Cemetery	3.3% Increase	\$5,831
Administration	4.5% Increase	\$4,048
Engineering	0.8 % Increase	\$1,938
Streets	0.2% Decrease	(\$2,571)
Snow Removal	5.4% Decrease	(\$25,201)
Street Lighting	2.3 % Increase	\$6,394
Facility & Grounds	5.6% Decrease	(\$50,192)
Recycling Mgmt.	7.1% Decrease	(\$45,774)
Storm Water	4.5% Decrease	(\$41,338)



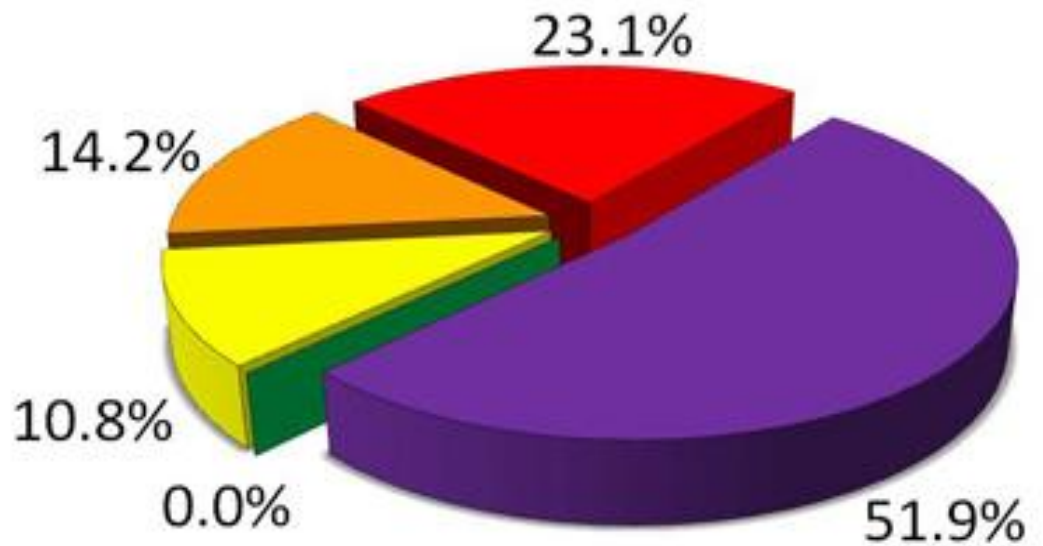
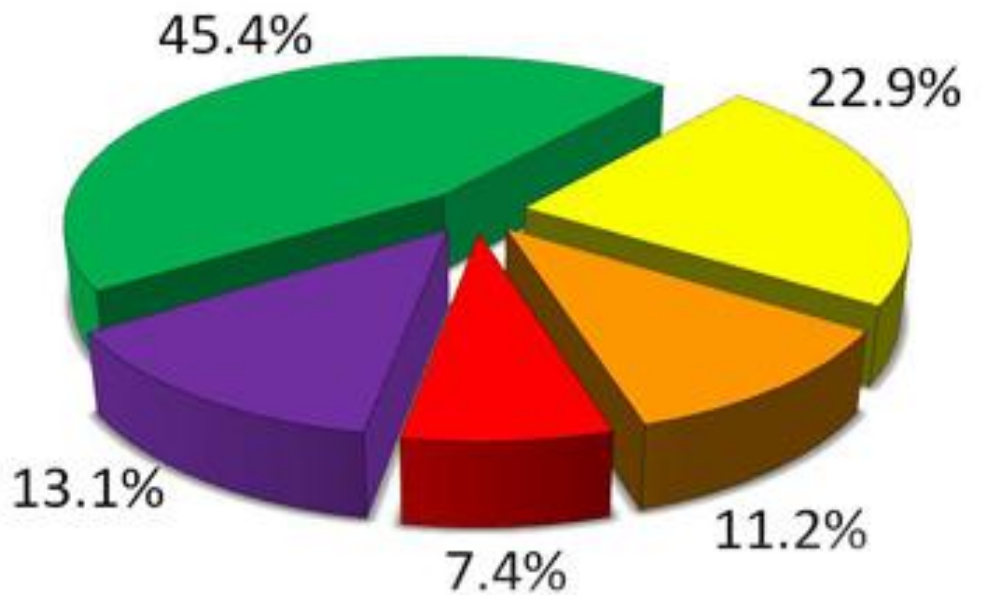
Streets & Storm Water Capital Outlay


<u><i>Requested</i></u>	<u><i>Description</i></u>	<u><i>Reduced</i></u>
\$1,800,000.00	Paving	\$1,100,000.00
\$ 100,000.00	Bridge Repair	\$ 25,000.00
\$ 150,000.00	Drainage Improvements	\$ 50,000.00
\$ 75,000.00	Old Colony Drainage	\$ 75,000.00
\$2,125,000.00	Totals	\$1,250,000.00

Road network required repairs



Repair strategy costs based on \$24.9 million






Paving Fund Concerns

Street and sidewalk maintenance is one of the highest rated services in the Residential Survey's

Pavement Management Plan recommends \$1,800,000 in annual funding

Sidewalk Management Plan recommends \$450,000 in annual funding

Sidewalk repairs are now included in paving funds




Recycling Center

Hiring two part-time employees for Saturday operations

Full-time employees back to Monday - Friday

Considering opening center on Friday's



Current Contracted Services

Ball Field Mowing

Electrical & Plumbing Services

HVAC Services

Curbside Trash & Recycling Pick-up

Environmental Consulting

Snow Plowing Services


Traffic Light Programming/Repairs

Street Line/Pavement Marking

Environmental Consulting


Paving & Trench Patching

Flagging Services




Contracted Services Considered But Retained

Operation of Recycling Center
Hauling of Recycling Center
Containers
City Wide Lawn Mowing Services
Cemetery Burial Services
Custodial/Porter Services
Operation of WWTP (7.5 Years)




Enterprise Fund FY13 Proposed Budgets

Solid Waste	0% Increase	\$0.00
Water	8.61% Increase	\$ 373,563
Sewer	3.75% Increase	\$176,053
WWTF	6.13% Increase	\$ 88,866




Water Fund Budget

Water	FY12	FY13	Change	% Change
Personal Services	\$1,210,827	\$1,132,160	(\$78,667)	-6.5%
Purchased Services	\$301,718	\$316,728	\$15,010	5.0%
Supplies	\$661,547	\$706,046	\$44,499	6.7%
Minor Capital Outlay	\$87,500	\$162,500	\$75,000	85.7%
Other Expenses	\$249,212	\$257,990	\$8,778	3.5%
Total Operations & Maintenance	\$2,510,804	\$2,575,424	\$64,620	2.6%



Water Fund Cost Summary

Cost Summary	FY12	FY13	Change	% Change
Operations Maintenance	\$2,510,804	\$2,575,424	\$64,620	2.6%
Debt Service	\$1,350,395	\$1,634,338	\$283,943	21.0%
Capital Reserve	\$475,000	\$500,000	\$25,000	5.3%



Sewer Fund Budget

Sewer	FY12	FY13	Change	% Change
Personal Services	\$1,320,754	\$1,493,280	\$172,526	13.1%
Purchased Services	\$424,725	\$555,766	\$131,041	30.9%
Supplies	\$982,711	\$951,284	(\$31,427)	-3.2%
Minor Capital Outlay	\$100,000	\$87,500	(\$12,500)	-13.0%
Other Expenses	\$259,046	\$272,277	\$13,231	5.1%
Total Operations & Maintenance	\$3,087,235	\$3,360,107	\$272,871	8.8%



WWTF Dewatering Upgrade

Cost Reductions

\$70,000.00 Compost Disposal

\$55,000.00 Wood Ash

\$65,000.00 Position Eliminated

\$10,000.00 Electrical, Diesel, Equipment Maintenance

\$200,000.00 Total Cost Savings

New Costs


\$210,000.00 Sludge disposal (based on high estimate)

Benefits

Odor Reduction

Use of Compost Facility for other needs

Elimination of Compost Marketing



Water & Sewer Rates


FY12

80 Units average use x \$9.40 per unit = \$752/year

FY13


80 Units average use x \$10.14 per unit = \$811/year

\$59.12 Increase per year



Sewer Fund Cost Summary

Cost Summary	FY12	FY13	Change	% Change
Operations Maintenance	\$3,087,236	\$3,360,107	\$272,871	8.8%
Debt Service	\$1,597,819	\$1,584,904	(\$12,915)	-.8%
Capital Reserve	\$420,000	\$440,000	\$20,000	4.8%




Water & Sewer Fund Rate Summary

Water	FY12	FY13	Change	% Change
Billable Volume –HCF*	\$999,253	\$999,253	\$0.00	0%
Total Rate per HCF	\$3.97	\$4.36	\$0.39	9.8%

Sewer	FY12	FY13	Change	% Change
Billable Volume –HCF*	\$919,714	\$919,714	\$0.00	0%
Total Rate per HCF	\$5.43	\$5.78	\$0.35	6.4%

% Both 7.87%

*Hundred Cubic Feet = 748 gallons



Rate Comparison With Other Communities

