


# CITY OF DOVER FY2014 PROPOSED BUDGET


Recreation Department

Presented to the City Council by  
Gary Bannon, Recreation Director  
on May 1, 2013



# Overview


- Budget categories
- Budget overview and impact on tax rate
- Value to the community through best practices



# Parks and Recreation Service to the Community


What we provide:

- Opportunity for residents to participate in community activities
- Safe, organized programs that all can afford
- Structure for volunteer organizations and sponsors so they can coordinate in supplying needed programs
- Scheduling services to all programs that use city fields and facilities in cooperation with the school department
- Draw people to Dover which benefits the business community



# Recreation Funds

- General Fund
- Special Revenue Funds

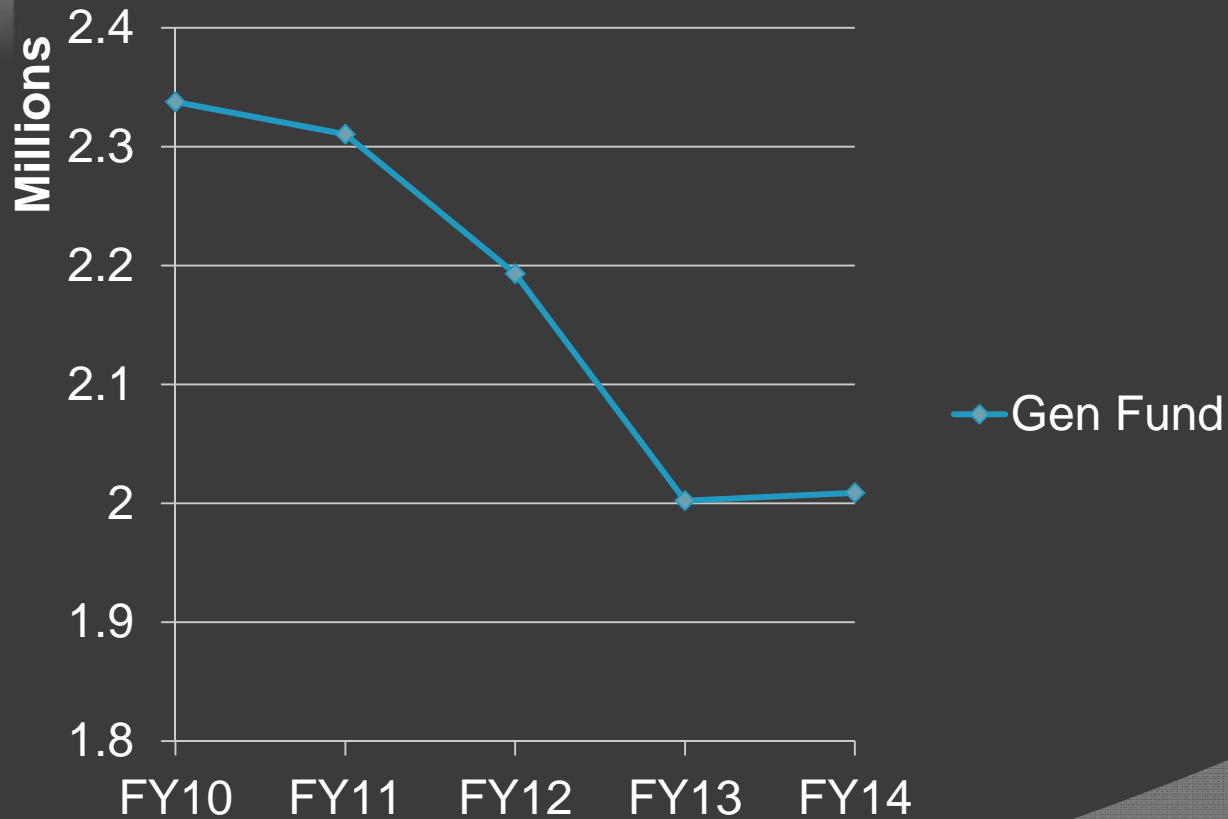


# Recreation General Fund Accounts

- Administration
- Recreation Programs
- McConnell Recreation
- Indoor Pool
- Jenny Thompson Pool
- Ice Arena



# Recreation Department General Fund FY10-FY14



Changes FY10-FY14

**(\$328,738) = (16%)**




# Recreation Department General Fund Net Costs FY14

	<u>FY14</u>
Expenses	2,008,829*
Revenue	<u>1,579,712</u>
	429,117
Principal & Interest	<u>340,183</u>
Total Net:	769,300

$\$769,300 / \$90,866,901 = .85\% \times \$6364 = \$54.09/\text{home}$

*\*\$63,596 of wages in addition to a percentage of benefits  
is paid by the special revenue funds*




# Recreation General Fund

## Budget Performance

### Dover Ice Arena

	FY12 Act	FY13 Budg	FY14 Prop
Expense	\$868,368	\$940,627	\$961,184
Revenue	\$1,260,763	\$1,307,885	\$1,328,277
Net	\$392,395	\$367,258	\$367,093
P&I	(\$242,190)	(\$215,000)	(\$215,000)
Energy	(\$75,256)	(\$67,162)	(\$62,187)
To Fund Balance	\$74,949	\$85,096	\$89,906



# McConnell Fitness Center Special Revenue Fund Budget Performance

	<u>FY12 Actual</u>	<u>FY13 Budg</u>	<u>FY13 YTD</u>	<u>FY14 Prop.</u>
Expense	\$15,410	\$68,534	\$40,503	\$68,834
Revenue	<u>\$20,645</u>	<u>\$71,390</u>	<u>\$56,064</u>	<u>\$73,915</u>
Net	\$5,235	\$2,856	\$15,561	\$5,081




# Recreation Department Budget Summary

General Fund All Expenses	\$2,349,012
General Fund All Revenue:	<u>\$1,579,712</u> (67% cost recovery)
Net Cost:	\$ 769,300



**% of Budget: 0.85%**

Average Single Family tax bill:  
 $\$6,364 \times 0.85\% = \$54.09/\text{household}$





# FUNdraising





# Arena






# McConnell Fitness Center






# Dover Pools





# Youth/Adult Programs





# Senior Programs

